附件十一：　美国肉鸡产品的本土销售价格表

附件十一说明

申请人从美国农业部官方网站获得美国白羽肉鸡产品 2014 年的综合批发价格（为整鸡与各个部位的加权平均价格）以及带骨鸡腿肉的平均价格。具体月平均价格如下表所示：

期间	肉鸡产品综合平均批发价 Wholesale broiler composite		带骨鸡腿肉价格	
	美分/磅	美元/吨	美元/磅	美元/吨
2014 年 1 月	74.936	1652.03	1.536	3386.24
2014 年 2 月	75.612	1666.93	1.579	3481.04
2014 年 3 月	79.854	1760.44	1.554	3425.93
2014 年 4 月	85.908	1893.91	1.538	3390.65
2014 年 5 月	90.425	1993.49	1.559	3436.95
2014 年 6 月	92.894	2047.92	1.548	3412.70
2014 年 7 月	94.030	2072.98	1.553	3423.72
2014 年 8 月	92.250	2033.73	1.564	3447.97
2014 年 9 月	92.347	2035.87	1.575	3472.22
2014 年 10 月	90.404	1993.02	1.620	3571.43
2014 年 11 月	87.906	1937.97	1.629	3591.27
2014 年 12 月	86.088	1897.88	1.609	3547.18
算数平均	**86.888**	**1915.51**	**1.572**	**3465.61**

注：后附农业部关于白羽肉鸡产品价格的报告。

Historical data for the broiler composite

DATE	cents per retail pound		
	Wholesale broiler composite	retail broiler composite	retail-wholesale spread for broiler composite
	B	C	C-B
Jan-14	74.936	193.84	118.91
Feb-14	75.612	195.29	119.68
Mar-14	79.854	194.73	114.88
Apr-14	85.908	192.91	107.00
May-14	90.425	194.61	104.19
Jun-14	92.894	194.86	101.96
Jul-14	94.030	195.59	101.56
Aug-14	92.250	197.04	104.79
Sep-14	92.347	197.12	104.78
Oct-14	90.404	198.99	108.58
Nov-14	87.906	200.80	112.89
Dec-14	86.088	199.43	113.35

note: The composite wholesale and retail prices are a weighted average of whole chicken prices and prices for parts. The weights are based on estimates of the percentage of chicken sold as parts versus whole.

常有交叉性

Retail prices for beef, pork, and poultry cuts, eggs, and

source	BLS	BLS	ERS	BLS	BLS	BLS	BLS
cut	Ground Chuck	Ground Beef	Wholesale broiler composite	Chicken, fresh whole	Chicken, Breast, bone-in	Chicken, Legs, bone-in	Chicken, boneless breast
Units	$/lb	$/lb	cents/LB	$/lb	$/lb	$/lb	$/lb
date							
Jan-14	3.586	3.467	74.936	1.529	#N/A	1.536	3.427
Feb-14	3.733	3.555	75.612	1.504	#N/A	1.579	3.384
Mar-14	3.745	3.698	79.854	1.544	#N/A	1.554	3.468
Apr-14	3.886	3.808	85.908	1.530	#N/A	1.538	3.392
May-14	3.849	3.856	90.425	1.556	#N/A	1.559	3.474
Jun-14	3.907	3.880	92.894	1.503	#N/A	1.548	3.504
Jul-14	3.917	3.884	94.030	1.495	#N/A	1.553	3.444
Aug-14	4.024	4.013	92.250	1.572	#N/A	1.564	3.476
Sep-14	4.201	4.096	92.347	1.543	#N/A	1.575	3.481
Oct-14	4.294	4.154	90.404	1.549	#N/A	1.620	3.486
Nov-14	4.260	4.201	87.906	1.533	#N/A	1.629	3.527
Dec-14	4.217	4.156	86.088	1.541	#N/A	1.609	3.482
Jan-15	4.375	4.235	87.950	1.546	#N/A	1.584	3.438
Feb-15	4.403	4.238	86.185	1.550	#N/A	1.581	3.511
Mar-15	4.364	4.200	85.782	1.545	#N/A	1.588	3.522

附件十二：　美国农业部关于肉鸡供需状况的报告

关于全球以及美国肉鸡供需情况的说明

美国农业部网站披露了全球肉鸡产品的产量和需求量，并对主要生产和消费国家（地区）进行了数据统计整理。下表是美国农业部披露的数据：

全球白羽肉鸡产量

单位：万吨

国别	2009 年	2010 年	2011 年	2012 年	2013 年	2014 年
全球总产量	7361	7837	8135	8342	8461	8635
其中：美国	1594	1656	1669	1662	1698	1730
巴西	1102	1231	1286	1265	1231	1269
欧盟	876	920	932	957	991	1010
中国	1210	1255	1320	1370	1335	1308

注：根据美农业部的注释，上述产量不包括鸡爪副产品。

全球白羽肉鸡消费量

单位：万吨

国别	2009 年	2010 年	2011 年	2012 年	2013 年	2014 年
全球总消费量	7265	7721	8002	8178	8309	8467
其中：美国	1295	1347	1366	1335	1369	1403
巴西	780	904	942	914	883	914
欧盟	871	896	901	920	950	967
中国	1221	1246	1302	1354	1317	1291

注：根据美农业部的注释，上述产量不包括鸡爪副产品。

由于美国农业部数据未考虑鸡爪副产品，并且将黄羽肉鸡也计算在内，因此申请人对这两项数据进行调整。经调整后，全球白羽肉鸡产品的产量和消费量如下表所示：

调整后全球白羽肉鸡产量

单位：万吨

国别	2009 年	2010 年	2011 年	2012 年	2013 年	2014 年
全球总产量	7206	7727	8067	8293	8431	8672
其中：美国	1677	1743	1757	1750	1787	1821
巴西	1160	1296	1354	1331	1296	1336
欧盟	922	969	981	1007	1043	1063
中国	731	798	894	954	930	960

注：鸡爪等副产品按占肉鸡总产量的 5%计算。由于黄羽肉鸡主要产在中国，因此上述数据对黄羽肉鸡产量的调整只针对中国，并相应调整全球数据。上述数据不排除将其他国家的黄羽肉鸡产量计算在内。但是根据申请人的了解，美国、巴西和欧盟生产和消费以白羽肉鸡为主。

调整后全球白羽肉鸡产量

单位：万吨

国别	2009 年	2010 年	2011 年	2012 年	2013 年	2014 年
全球总消费量	6835	7308	7616	7810	7961	8163
其中：美国	1295	1347	1366	1335	1369	1403
巴西	780	904	942	914	883	914
欧盟	871	896	901	920	950	967
中国	791	833	916	987	969	987

注：由于黄羽肉鸡主要产在中国并被消费，因此上述数据对黄羽肉鸡消费量的调整只针对中国，并相应调整全球数据。上述数据不排除将其他国家的黄羽肉鸡消费量数据排除在外，同时不排除未将其他国家（地区）鸡爪副产品消费量考虑在内。但是根据申请人的了解，美国、巴西和欧盟生产和消费以白羽肉鸡为主，并且基本上不食用鸡爪副产品。

Broiler Meat Selected Countries Summary

1,000 Metric Tons (Ready to Cook Equivalent)

	2011	2012	2013	2014	2015 Oct	2015 Apr
Production						
China	13,200	13,700	13,350	13,080	13,000	13,110
Brazil	12,863	12,645	12,308	12,692	13,115	13,013
European Union	9,320	9,565	9,910	10,095	10,300	10,215
India	2,900	3,160	3,450	3,725	3,900	3,900
Russia	2,575	2,830	3,010	3,250	3,400	3,400
Mexico	2,906	2,958	2,907	2,980	3,150	3,015
Argentina	1,770	2,014	2,060	2,050	2,160	2,100
Turkey	1,619	1,707	1,924	1,956	1,800	1,990
Thailand	1,350	1,550	1,500	1,570	1,640	1,640
Indonesia	1,515	1,540	1,550	1,565	1,625	1,625
Others	14,634	15,126	15,661	16,086	15,543	15,359
Total Foreign	64,652	66,795	67,630	69,049	69,633	69,367
United States	16,694	16,621	16,976	17,299	17,752	17,961
Total	81,346	83,416	84,606	86,348	87,385	87,328
Total Dom. Consumption						
China	13,016	13,543	13,174	12,910	12,775	12,895
European Union	9,010	9,198	9,498	9,667	9,870	9,775
Brazil	9,422	9,139	8,829	9,137	9,293	9,351
India	2,891	3,156	3,445	3,716	3,888	3,888
Mexico	3,474	3,568	3,582	3,693	3,885	3,766
Russia	3,013	3,356	3,520	3,658	3,725	3,680
Japan	2,105	2,214	2,209	2,218	2,215	2,240
Argentina	1,556	1,723	1,729	1,773	1,786	1,826
South Africa	1,653	1,726	1,731	1,727	1,784	1,756
Indonesia	1,515	1,540	1,550	1,565	1,625	1,625
Others	18,706	19,268	20,133	20,570	19,812	19,765
Total Foreign	66,361	68,431	69,400	70,634	70,658	70,566
United States	13,660	13,345	13,691	14,034	14,454	14,974
Total	80,021	81,776	83,091	84,668	85,112	85,540

Notes: Chicken paws are excluded.From 2015, the following countries are excluded: Bahrain, Georgia, Iran, Jamaica and Moldova.

Broiler Meat Selected Countries Summary

1,000 Metric Tons (Ready to Cook Equivalent)

	2010	2011	2012	2013	2014	2015 Oct
Production						
Brazil	12,312	12,863	12,645	12,308	12,680	13,115
China	12,550	13,200	13,700	13,350	13,000	13,000
European Union	9,202	9,320	9,565	9,900	10,070	10,300
India	2,650	2,900	3,160	3,450	3,725	3,900
Russia	2,310	2,575	2,830	3,010	3,200	3,400
Mexico	2,822	2,906	2,958	3,002	3,060	3,150
Argentina	1,680	1,770	2,014	2,060	2,100	2,160
Turkey	1,420	1,619	1,707	1,745	1,755	1,800
Thailand	1,280	1,350	1,550	1,500	1,570	1,610
Indonesia	1,465	1,515	1,540	1,550	1,565	1,625
Others	14,118	14,645	15,136	15,680	16,087	15,543
Total Foreign	61,809	64,663	66,805	67,555	68,812	69,693
United States	16,563	16,694	16,621	16,976	17,254	17,752
Total	78,372	81,357	83,426	84,531	86,066	87,385
Total Dom. Consumption						
China	12,457	13,016	13,543	13,174	12,800	12,775
European Union	8,955	9,010	9,198	9,489	9,645	9,870
Brazil	9,041	9,422	9,139	8,829	9,083	9,293
India	2,648	2,891	3,156	3,445	3,717	3,868
Mexico	3,364	3,473	3,569	3,679	3,760	3,885
Russia	2,957	3,013	3,321	3,520	3,560	3,725
Japan	2,080	2,105	2,214	2,209	2,210	2,215
Argentina	1,475	1,556	1,726	1,738	1,762	1,786
South Africa	1,491	1,653	1,726	1,730	1,757	1,784
Indonesia	1,465	1,515	1,540	1,550	1,565	1,625
Others	17,800	18,726	19,278	19,913	20,239	19,812
Total Foreign	63,733	66,380	68,410	69,276	70,098	70,658
United States	13,473	13,660	13,345	13,691	14,031	14,454
Total	77,206	80,040	81,755	82,967	84,129	85,112

Notes:
Chicken paws are excluded.
From 2015, the following countries are excluded: Bahrain, Georgia, Iran, Jamaica and Moldova.

美国白羽肉鸡产量统计表

单位：万磅

期间	产量	期初库存	进口	总供给量	出口	期末库存	消费量
2009年	35131	745	99	35974	6818	616	28540
2010年	36515	616	107	37238	6762	773	29703
2011年	36804	773	107	37684	6978	590	30116
2012年	36643	590	111	37345	7274	651	29420
2013年	37425	651	122	38198	7345	669	30184
2014年	38137	669	117	38923	7304	680	30939

注：根据美国农业部披露的数据整理。

单位：万吨（1磅=0.0004536吨）

期间	产量	期初库存	进口	总供给量	出口	期末库存	消费量	出口占产量比重	过剩量
2009年	1594	34	4	1632	309	28	1295	19.41%	337
2010年	1656	28	5	1689	307	35	1347	18.52%	342
2011年	1669	35	5	1709	317	27	1366	18.96%	343
2012年	1662	27	5	1694	330	30	1334	19.85%	359
2013年	1698	30	6	1733	333	30	1369	19.63%	364
2014年	1730	30	5	1766	331	31	1403	19.15%	362

注：过剩量 = 总供给量 - 消费。

Broilers: Supply and disappearance (million pounds) and per capita disappearance (pounds)

Year and qtr 1/		Production 2/ Federally Inspected	Condemn-ation 3/	Net ready-to-cook (RTC) 4/	Beginning stocks	Imports	Total supply 5/	Exports	Ending stocks	Total dis-appearance 5/ 6/
2009	Q1 Jan-Mar	8,573	92	8,481	745	23	9,250	1,738	620	6,892
	Q2 Apr-Jun	8,939	96	8,843	620	24	9,488	1,654	633	7,201
	Q3 Jul-Sep	9,172	98	9,074	633	26	9,732	1,716	613	7,402
	Q4 Oct-Dec	8,827	94	8,733	613	25	9,371	1,709	616	7,046
	Yr Jan-Dec	35,511	380	35,131	745	99	35,974	6,818	616	28,540
2010	Q1 Jan-Mar	8,733	93	8,640	616	28	9,283	1,468	596	7,219
	Q2 Apr-Jun	9,198	98	9,100	596	22	9,717	1,699	635	7,384
	Q3 Jul-Sep	9,496	102	9,394	635	29	10,058	1,642	678	7,738
	Q4 Oct-Dec	9,483	101	9,382	678	28	10,088	1,954	773	7,362
	Yr Jan-Dec	36,910	395	36,515	616	107	37,238	6,762	773	29,703
2011	Q1 Jan-Mar	9,290	99	9,191	773	27	9,991	1,526	661	7,804
	Q2 Apr-Jun	9,509	102	9,407	661	25	10,093	1,598	716	7,779
	Q3 Jul-Sep	9,542	102	9,440	716	29	10,185	1,976	639	7,569
	Q4 Oct-Dec	8,861	95	8,767	639	25	9,431	1,877	590	6,963
	Yr Jan-Dec	37,202	398	36,804	773	107	37,684	6,978	590	30,116
2012	Q1 Jan-Mar	9,089	97	8,992	590	24	9,607	1,734	547	7,326
	Q2 Apr-Jun	9,381	100	9,280	547	25	9,852	1,791	606	7,455
	Q3 Jul-Sep	9,372	100	9,271	606	32	9,909	1,864	623	7,422
	Q4 Oct-Dec	9,198	98	9,099	623	31	9,753	1,886	651	7,216
	Yr Jan-Dec	37,039	396	36,643	590	111	37,345	7,274	651	29,420
2013	Q1 Jan-Mar	9,144	98	9,046	651	30	9,727	1,752	607	7,368
	Q2 Apr-Jun	9,466	101	9,365	607	29	10,001	1,865	653	7,483
	Q3 Jul-Sep	9,683	104	9,579	653	32	10,265	1,855	651	7,760
	Q4 Oct-Dec	9,537	102	9,435	651	31	10,117	1,874	669	7,574
	Yr Jan-Dec	37,830	405	37,425	651	122	38,198	7,345	669	30,184
2014	Q1 Jan-Mar	9,283	99	9,184	669	29	9,882	1,831	564	7,487
	Q2 Apr-Jun	9,618	103	9,515	564	30	10,109	1,829	564	7,716
	Q3 Jul-Sep	9,835	105	9,730	564	29	10,323	1,860	593	7,870
	Q4 Oct-Dec	9,814	105	9,709	593	29	10,330	1,785	680	7,866
	Yr Jan-Dec	38,550	412	38,137	669	117	38,923	7,304	680	30,939

附件十三：　关于美国禽蛋出口协会会长公开言论的报道

中国禁止从美进口鸡肉 美国将损失数百万

2015-01-14 11:35 阅读：188

中国联合新闻网消息，中国公布禁止从美国进口进口家禽和鸡蛋，主要是针对禽流感，禁令可能导致美国损失数百万美元，根据行业高管表示。

美国家禽蛋品出口会长吉姆·萨姆纳表示："中国已从1月8日开始制定此项禁令，会影响鸡爪子出货量。"

"我们出口到中国的主要部位是是爪子和翼尖，而中国是我们的爪子的主要出口市场之一，"萨姆纳表示，"不幸的是，很少有其他市场需要这个产品，这意味着它可能会使得供大于求。"

"爪子在中国市场上的价格为90美分每磅，如果他们没有得到出售给中国，价格可能会为3或4美分一磅，"他说，"这将使我们损失数百万美元。"

中国农业部和国家总局质量监督检验检疫总局联合发出公告，详细的禁令，这也适用于种畜，其中包括现场雏鸡和种蛋。

上个月，H5N8禽流感病毒的高致病性毒株被发现，野生鸟类和几内亚母鸡，俄勒冈州的小鸡。美国农业部门也证实在加利福尼亚州和华盛顿州有禽流感（H5N2）病例。

政府官员说："这些品种的禽流感病毒还没有在美国的任何商业鸡群发现，非商业性鸟不会直接影响公共健康。"

H5N8毒株也出现在中国，日本和韩国，以及在英国和加拿大附件。

农业部官员警告市民，在该地区其他鸟类最大的风险来自候鸟种群，但美国农业部表示："计划增加最初发现禽流感毒株的检测量。"

美国鸡肉产量的大部分位于美国东南部，萨姆纳说，包括像格鲁吉亚，阿肯色州和阿拉巴马州。

充气城堡游乐设备选慧星..
慧星腾飞游乐设备专业销售儿童游乐设施 充气城堡等安全可靠让宝宝有

晚上用醋1个方法瘦肚子
—40岁晚上用醋1个方法，20天瘦38斤 7天瘦平大肚子

推荐阅读



京东公布第四季度营收上涨73%

相关阅读

中国出境游吸引了来自世界的目光

中国公布新常态下较低的年度增长目标

中国将改革投融资体系

周厚健：中国会出现世界级彩电巨头

热点新闻

珩隆国际：2014年秋季拍卖藏传唐卡孤品重现

上海加紧建设步伐 迪士尼乐园将提前开幕

珩隆国际—2014年秋季拍卖珍品荟萃赏析之鎏金盘

福银票号 坚守道德承诺的底线

索尼预期三年内电影销售业务上涨36%

珩隆国际—2014年秋季拍卖珍品荟萃赏析之"刘文

中国联合新闻网 版权所有 Copyright 2009-2014 All Rights Reserved [沪ICP备13014771号]
及时、准确、丰富的商业资讯，尽在中国联合新闻网网。
本网站所刊载信息，不代表本网站观点，如有版权问题，请与我们联系。

附件十四：　美国海关关于白羽肉鸡产品的出口统计数据

税则号	对中国出口			对其他国家出口			对所有国家出口		
	出口金额（美元）	出口数量（千克）	出口价格（美元千克）	出口金额（美元）	出口数量（千克）	出口价格（美元千	出口金额（美元）	出口数量（千克）	出口价格（美元千克）
207140045冻鸡爪	94578814	77712214	1.217	347077184	235092267	1.48	441655998	312804481	1.412
207140090其他冻鸡块	89657881	59523011	1.506	579206157	422346222	1.37	668864038	481869233	1.388
207140030冻鸡翅和鸡翼	34719660	34643193	1.002	126035207	73246212	1.72	160754867	107889405	1.490
207140025 冻鸡腿	25046539	19897074	1.259	321181054	248589288	1.29	346227593	268486362	1.290
207140050 冻鸡杂碎	2307082	2704402	0.853	22243372	26717927	0.83	24550454	29422329	0.834
207140010 冻四分之一鸡边	1500030	1162108	1.291	1761517624	1674543178	1.05	1763017654	1675705286	1.052
207120040 冻的整鸡	95197	25400	3.748	36735680	22303409	1.65	36830877	22328809	1.649
207110040 冰鲜的整鸡	22400	31548	0.71	25896255	27549146	0.94	25918655	27580694	0.940
合计	247927603	195698950	1.27	3219892533	2730387649	1.18	3467820136	2926086599	1.185

1: FAS Value by FAS Value
for china

U.S. Total Exports

Annual Data

HTS Number	2014
	In Actual Dollars
FAS Value where quantities are collected in kilograms	
0207140045 CHICKEN CUTS AND EDIBLE OFFAL (INCLUDING LIVERS) FROZEN, FEET (PAWS)	94,578,814
0207140090 CHICKEN CUTS AND EDIBLE OFFAL (INCLUDING LIVERS) FROZEN, OTHER	89,657,881
0207140030 CHICKEN CUTS AND EDIBLE OFFAL (INCLUDING LIVERS) FROZEN, WINGS AND WING TIPS AND PARTS	34,719,660
0207140025 CHICKEN CUTS AND EDIBLE OFFAL (INCLUDING LIVERS) FROZEN, LEGS, EXCLUDING LEG QUARTERS	25,046,539
0207140050 CHICKEN CUTS AND EDIBLE OFFAL (INCLUDING LIVERS) FROZEN, OFFAL	2,307,082
0207140010 CHICKEN CUTS AND EDIBLE OFFAL (INCLUDING LIVERS) FROZEN, LEG QUARTERS	1,500,030
0207120040 CHICKENS, NESOI, NOT CUT IN PIECES, FROZEN	95,197
0207110040 CHICKENS, NESOI, NOT CUT IN PIECES, FRESH OR CHILLED	22,400
Subtotal kilograms	247,927,603
Total	247,927,603

1: First Unit of Quantity by FAS Value
for china

U.S. Total Exports

Annual Data

HTS Number	2014
	In Actual
First Unit of Quantity where quantities are collected in kilograms	
0207140045 CHICKEN CUTS AND EDIBLE OFFAL (INCLUDING LIVERS) FROZEN, FEET (PAWS)	77,712,214
0207140090 CHICKEN CUTS AND EDIBLE OFFAL (INCLUDING LIVERS) FROZEN, OTHER	59,523,011
0207140030 CHICKEN CUTS AND EDIBLE OFFAL (INCLUDING LIVERS) FROZEN, WINGS AND WING TIPS AND PARTS	34,643,193
0207140025 CHICKEN CUTS AND EDIBLE OFFAL (INCLUDING LIVERS) FROZEN, LEGS, EXCLUDING LEG QUARTERS	19,897,074
0207140050 CHICKEN CUTS AND EDIBLE OFFAL (INCLUDING LIVERS) FROZEN, OFFAL	2,704,402
0207140010 CHICKEN CUTS AND EDIBLE OFFAL (INCLUDING LIVERS) FROZEN, LEG QUARTERS	1,162,108
0207120040 CHICKENS, NESOI, NOT CUT IN PIECES, FROZEN	25,400
0207110040 CHICKENS, NESOI, NOT CUT IN PIECES, FRESH OR CHILLED	31,548
Subtotal kilograms	195,698,950

1: (FAS Value)/(First Unit of Quantity) by FAS Value

for china

U.S. Total Exports

Annual Data

[redacted]

HTS Number	2014 *In Actual Dollars/Unit of Quantity*
(FAS Value)/(First Unit of Quantity) where quantities are collected in kilograms	
0207140045 CHICKEN CUTS AND EDIBLE OFFAL (INCLUDING LIVERS) FROZEN, FEET (PAWS)	1.217
0207140090 CHICKEN CUTS AND EDIBLE OFFAL (INCLUDING LIVERS) FROZEN, OTHER	1.506
0207140030 CHICKEN CUTS AND EDIBLE OFFAL (INCLUDING LIVERS) FROZEN, WINGS AND WING TIPS AND PARTS	1.002
0207140025 CHICKEN CUTS AND EDIBLE OFFAL (INCLUDING LIVERS) FROZEN, LEGS, EXCLUDING LEG QUARTERS	1.259
0207140050 CHICKEN CUTS AND EDIBLE OFFAL (INCLUDING LIVERS) FROZEN, OFFAL	0.853
0207140010 CHICKEN CUTS AND EDIBLE OFFAL (INCLUDING LIVERS) FROZEN, LEG QUARTERS	1.291
0207120040 CHICKENS, NESOI, NOT CUT IN PIECES, FROZEN	3.748
0207110040 CHICKENS, NESOI, NOT CUT IN PIECES, FRESH OR CHILLED	0.71

Sources: Data on this site have been compiled from tariff and trade data from the U.S. Department of Commerce and the U.S. International Trade

1: FAS Value by FAS Value
for ALL Countries

U.S. Total Exports

Annual Data

[redacted]

HTS Number	2014
	In Actual Dollars
FAS Value where quantities are collected in kilograms	
0207140010 CHICKEN CUTS AND EDIBLE OFFAL (INCLUDING LIVERS) FROZEN, LEG QUARTERS	1,763,017,654
0207130000 CHICKEN CUTS AND EDIBLE OFFAL (INCLUDING LIVERS) FRESH OR CHILLED	787,367,764
0207140090 CHICKEN CUTS AND EDIBLE OFFAL (INCLUDING LIVERS) FROZEN, OTHER	668,864,038
0207140045 CHICKEN CUTS AND EDIBLE OFFAL (INCLUDING LIVERS) FROZEN, FEET (PAWS)	441,655,998
0207140025 CHICKEN CUTS AND EDIBLE OFFAL (INCLUDING LIVERS) FROZEN, LEGS, EXCLUDING LEG QUARTERS	346,227,593
0207140030 CHICKEN CUTS AND EDIBLE OFFAL (INCLUDING LIVERS) FROZEN, WINGS AND WING TIPS AND PARTS THEREOF	160,754,867
0207120040 CHICKENS, NESOI, NOT CUT IN PIECES, FROZEN	36,830,877
0207110040 CHICKENS, NESOI, NOT CUT IN PIECES, FRESH OR CHILLED	25,918,655
0207140050 CHICKEN CUTS AND EDIBLE OFFAL (INCLUDING LIVERS) FROZEN, OFFAL	24,550,454
0207120020 CHICKENS, YOUNG (BROILERS, FRYERS, ROASTERS AND CAPONS), NOT CUT IN PIECES, FROZEN	11,583,790
0207110020 CHICKENS, YOUNG (BROILERS, FRYERS, ROASTERS AND CAPONS) NOT CUT IN PIECES, FRESH OR CHILLED	3,805,706
Subtotal kilograms	4,270,577,396
Total	4,270,577,396

1: First Unit of Quantity by FAS Value
for ALL Countries

U.S. Total Exports

Annual Data

[redacted]

HTS Number	2014 *In Actual*
First Unit of Quantity where quantities are collected in kilograms	
0207140010 CHICKEN CUTS AND EDIBLE OFFAL (INCLUDING LIVERS) FROZEN, LEG QUARTERS	1,675,705,286
0207130000 CHICKEN CUTS AND EDIBLE OFFAL (INCLUDING LIVERS) FRESH OR CHILLED	600,132,388
0207140090 CHICKEN CUTS AND EDIBLE OFFAL (INCLUDING LIVERS) FROZEN, OTHER	481,869,233
0207140045 CHICKEN CUTS AND EDIBLE OFFAL (INCLUDING LIVERS) FROZEN, FEET (PAWS)	312,804,481
0207140025 CHICKEN CUTS AND EDIBLE OFFAL (INCLUDING LIVERS) FROZEN, LEGS, EXCLUDING LEG QUARTERS	268,486,362
0207140030 CHICKEN CUTS AND EDIBLE OFFAL (INCLUDING LIVERS) FROZEN, WINGS AND WING TIPS AND PARTS THEREOF	107,889,405
0207120040 CHICKENS, NESOI, NOT CUT IN PIECES, FROZEN	22,328,809
0207110040 CHICKENS, NESOI, NOT CUT IN PIECES, FRESH OR CHILLED	27,580,694
0207140050 CHICKEN CUTS AND EDIBLE OFFAL (INCLUDING LIVERS) FROZEN, OFFAL	29,422,329
0207120020 CHICKENS, YOUNG (BROILERS, FRYERS, ROASTERS AND CAPONS), NOT CUT IN PIECES, FROZEN	7,104,260
0207110020 CHICKENS, YOUNG (BROILERS, FRYERS, ROASTERS AND CAPONS) NOT CUT IN PIECES, FRESH OR CHILLED	2,194,719
Subtotal kilograms	3,535,517,966

1: (FAS Value)/(First Unit of Quantity) by FAS Value
for ALL Countries

U.S. Total Exports

Annual Data

[redacted]

HTS Number	2014 *In Actual Dollars/Unit of Quantity*
(FAS Value)/(First Unit of Quantity) where quantities are collected in kilograms	
0207140010 CHICKEN CUTS AND EDIBLE OFFAL (INCLUDING LIVERS) FROZEN, LEG QUARTERS	1.052
0207130000 CHICKEN CUTS AND EDIBLE OFFAL (INCLUDING LIVERS) FRESH OR CHILLED	1.312
0207140090 CHICKEN CUTS AND EDIBLE OFFAL (INCLUDING LIVERS) FROZEN, OTHER	1.388
0207140045 CHICKEN CUTS AND EDIBLE OFFAL (INCLUDING LIVERS) FROZEN, FEET (PAWS)	1.412
0207140025 CHICKEN CUTS AND EDIBLE OFFAL (INCLUDING LIVERS) FROZEN, LEGS, EXCLUDING LEG QUARTERS	1.29
0207140030 CHICKEN CUTS AND EDIBLE OFFAL (INCLUDING LIVERS) FROZEN, WINGS AND WING TIPS AND PARTS THEREOF	1.49
0207120040 CHICKENS, NESOI, NOT CUT IN PIECES, FROZEN	1.649
0207110040 CHICKENS, NESOI, NOT CUT IN PIECES, FRESH OR CHILLED	0.94
0207140050 CHICKEN CUTS AND EDIBLE OFFAL (INCLUDING LIVERS) FROZEN, OFFAL	0.834
0207120020 CHICKENS, YOUNG (BROILERS, FRYERS, ROASTERS AND CAPONS), NOT CUT IN PIECES, FROZEN	1.631
0207110020 CHICKENS, YOUNG (BROILERS, FRYERS, ROASTERS AND CAPONS) NOT CUT IN PIECES, FRESH OR CHILLED	1.734

Sources: Data on this site have been compiled from tariff and trade data from the U.S. Department of Commerce and the U.S. International Trade

美国肉鸡产品出口数据表

国别	出口金额						出口数量						2014年平均价格 美元/吨
	2009	2010	2011	2012	2013	2014	2009	2010	2011	2012	2013	2014	
total kilograms	3,493,332,958	3,400,789,728	3,953,230,302	4,420,066,315	4,380,257,882	4,268,934,684	3,509,599,059	3,291,662,499	3,435,135,011	3,589,619,184	3,549,563,566	3,533,687,992	1208.07
Mexico	301,265,690	331,302,261	425,774,972	610,149,405	712,904,093	708,326,605	863,213,344	429,917,028	451,752,810	557,073,122	644,756,585	403,997,014	1006.29
Hong Kong	158,063,963	622,755,828	748,940,430	387,794,509	231,309,962	496,317,024	161,655,268	435,445,174	540,723,841	290,751,173	169,570,325	326,017,404	1522.36
Angola	58,050,144	137,750,767	181,279,344	214,590,271	231,540,351	260,792,193	76,711,468	147,857,478	163,206,078	182,187,061	206,933,806	231,947,821	1124.36
China	649,186,651	135,165,162	118,859,302	282,982,593	344,407,159	247,563,907	710,406,578	103,024,498	95,734,291	239,915,818	280,958,835	195,430,640	1266.76
Cuba	137,322,869	99,787,314	93,502,132	154,916,842	144,279,721	147,577,736	142,905,967	138,259,393	96,171,781	148,595,340	137,077,289	143,582,300	1027.83
Russia	747,660,084	307,410,219	241,413,150	295,876,618	306,103,259	148,063,090	729,934,381	321,172,996	210,612,525	263,727,190	274,262,224	142,768,155	1037.09
Canada	254,155,710	285,858,839	276,947,280	392,577,172	412,164,245	393,621,467	113,243,639	119,179,814	126,346,939	148,951,939	143,306,399	135,686,063	2900.97
Taiwan	72,414,612	104,842,051	109,498,349	160,304,032	156,342,509	137,526,467	70,313,863	101,383,147	98,681,444	133,749,398	128,792,119	117,610,878	1169.33
Iraq	86,507,494	65,058,427	106,592,568	84,191,315	115,902,563	87,965,612	101,108,248	84,579,278	103,851,184	73,701,260	107,854,821	87,512,960	1005.17
Georgia	57,989,646	69,168,566	98,562,283	89,814,607	87,246,739	83,830,897	57,053,867	88,029,034	97,305,498	82,408,432	86,861,146	87,253,435	960.77
United Arab Em	46,138,544	46,853,387	76,639,444	91,198,615	76,750,897	74,583,504	52,876,370	55,193,726	73,352,336	79,871,294	69,844,886	74,595,541	999.84
Guatemala	44,250,017	46,803,860	59,841,132	73,340,491	81,812,174	83,709,530	47,844,622	51,837,498	57,488,540	59,860,564	67,333,106	73,361,503	1141.06
Philippines	38,429,332	47,267,524	57,908,251	64,837,739	65,875,628	68,692,894	39,250,576	50,384,241	60,792,145	65,008,063	66,716,926	72,373,715	949.14
Korea	35,295,346	81,834,189	126,207,714	85,979,748	77,457,101	95,427,576	29,347,040	68,672,692	105,329,369	57,907,721	52,664,505	66,617,242	1432.48
Turkey	50,003,966	31,954,346	39,102,552	65,517,734	62,368,714	52,163,022	58,851,208	41,052,701	38,507,303	58,878,041	57,617,686	60,261,155	865.62
Vietnam	47,721,558	83,105,893	98,727,347	59,570,642	66,912,308	63,491,643	52,974,610	87,090,567	90,546,702	50,644,634	58,461,309	57,140,774	1111.14
Ghana	20,408,196	18,226,402	33,700,824	61,949,375	75,749,676	69,152,625	22,857,327	21,658,215	30,251,420	51,420,554	58,183,470	54,933,632	1258.84
Haiti	24,208,575	40,556,017	60,559,469	63,852,612	58,342,894	58,202,232	27,746,284	46,824,898	64,867,692	59,965,361	56,432,091	53,344,654	1091.06
Kazakhstan	6,959,177	15,749,029	28,775,488	103,645,516	67,689,062	39,766,244	6,432,104	16,345,739	27,394,433	89,940,377	62,424,746	41,747,455	952.54
Chile	274,044	11,209,105	30,047,374	33,414,795	35,866,737	48,343,358	186,115	14,913,353	26,301,995	23,902,452	26,993,874	38,926,246	1241.92
Congo (ROC)	12,183,418	36,546,819	35,746,017	47,847,655	33,138,746	37,730,237	16,074,319	44,024,008	34,806,269	42,231,636	29,266,842	35,853,088	1052.36
Congo (DROC)	16,565,155	22,254,792	30,112,663	32,391,781	27,648,364	37,177,568	16,532,453	26,723,027	29,279,064	29,828,137	23,882,509	35,608,960	1044.05
Jamaica	15,041,768	15,980,458	19,710,499	24,143,196	23,952,535	23,020,529	19,374,543	24,137,714	33,436,848	36,616,840	35,135,658	34,084,980	675.39
Lithuania	79,385,957	82,893,704	67,421,240	89,704,228	71,130,079	33,927,119	80,423,415	92,523,035	66,435,647	87,529,268	68,810,421	29,359,284	1155.58
Qatar	5,622,470	12,540,469	18,920,245	22,657,273	20,739,558	26,222,357	6,251,950	13,159,394	18,153,283	19,861,569	20,171,255	27,500,993	953.51
Colombia	12,265,852	11,830,961	14,345,439	24,277,648	28,108,924	30,428,226	12,708,017	17,610,587	20,733,038	27,917,350	26,034,786	26,434,632	1151.07
Singapore	27,891,352	35,596,021	54,343,244	47,873,892	37,453,729	32,399,546	23,736,334	31,309,044	47,079,799	34,211,867	29,519,077	24,530,966	1320.76
Japan	25,440,032	47,476,453	66,570,755	47,718,472	42,312,865	47,502,778	21,830,636	47,799,571	62,997,619	30,426,276	23,598,571	23,673,572	2006.57
Gabon	13,015,712	14,010,941	25,783,644	21,406,224	23,937,192	27,087,151	13,367,170	15,294,167	25,168,711	17,480,676	19,385,765	23,525,004	1151.42
Azerbaijan	5,399,852	9,338,665	16,003,291	35,764,767	23,692,021	20,753,366	6,799,223	11,881,061	14,669,307	28,521,120	21,111,553	21,034,207	986.65
Trin & Tobago	12,762,841	18,965,290	21,012,693	23,928,652	28,512,022	26,035,693	12,438,813	19,362,215	17,899,678	16,776,925	19,617,464	20,323,326	1281.07
Pakistan	3,691,592	17,138,715	20,484,583	13,173,319	8,939,213	19,175,704	4,151,705	19,973,300	20,282,646	12,664,094	8,431,935	19,959,982	960.71
Afghanistan	27,636,986	36,251,985	30,950,913	32,213,712	23,086,562	19,935,447	29,098,200	40,441,442	30,074,386	29,250,648	21,952,138	19,921,240	1000.71
Turkmenistan	5,109,078	1,515,295	360,015	7,980,802	23,749,877	19,236,339	5,522,988	1,815,725	378,000	7,279,881	24,446,443	19,499,286	986.52
Dominican Rep	10,329,118	8,763,871	18,266,741	25,583,689	16,058,064	21,823,586	8,734,677	8,038,843	20,033,808	23,054,674	12,818,451	18,739,413	1164.58
Suriname	9,147,888	12,312,992	14,614,746	17,287,404	20,184,466	21,178,395	9,168,704	12,219,034	12,857,516	14,181,898	16,716,603	17,731,276	1194.41
Saudi Arabia	3,250,831	4,736,141	8,253,339	17,510,857	35,931,877	21,857,903	2,629,623	3,506,916	4,797,816	11,706,452	24,745,956	17,414,660	1255.14
Jordan	6,429,010	8,254,447	39,328,880	28,359,450	43,174,533	19,269,230	7,166,728	9,313,893	28,651,113	20,438,089	29,125,885	16,323,977	1180.42
Libya	0	0	381,378	15,632,902	21,343,721	16,974,074	0	0	344255	13288353	17268763	15074465	1126.02
Oman	2,775,173	5,557,026	8,962,616	14,280,488	14,820,310	14,101,422	3,238,144	6,266,790	8,581,650	12,652,454	13,358,877	14,744,457	956.39
South Africa	4,848,512	10,225,519	20,975,290	22,182,157	15,988,934	13,649,896	5,181,258	15,717,112	23,54[illegible]	21,780,739	14,598,146	14,710,086	927.48
Fr Polynesia	20,063,177	19,708,841	23,618,301	25,557,477	22,033,106	22,467,300	13,570,573	13,561,231	15,149,825	15,519,869	13,922,900	14,313,608	1569.65
Mauritania	0	2,799,544	8,393,100	10,214,333	16,853,457	15,456,184	0	3220103	7690922	8313597	13660609	13905061	1111.55
Kuwait	15,217,134	11,480,006	5,256,386	6,882,304	8,909,661	16,183,312	15,488,194	12,087,220	4,636,199	4,691,316	6,597,621	12,652,286	1279.08
Bahamas	19,636,696	19,378,364	20,318,046	18,458,155	20,695,214	19,504,475	13,725,144	13,392,162	13,590,574	10,262,842	12,022,435	11,466,168	1701.05
Albania	8,383,658	13,778,660	15,876,411	16,494,770	18,019,932	10,803,550	8,726,369	14,224,919	14,763,077	14,711,099	15,597,017	10,405,045	1038.30
Benin	141,148	833,055	993,730	2,670,499	5,099,823	13,541,003	147,075	840,175	892,847	2,090,064	3,806,983	10,336,032	1310.08
Armenia	153,364	5,042,297	10,010,366	7,260,012	13,498,790	11,004,491	130,070	5,088,254	8,631,718	5,566,080	10,349,663	10,309,231	1067.44
Latvia	45,429,013	43,096,087	58,714,160	12,370,547	1,772,891	10,663,811	49,637,658	56,941,094	62,527,754	11,116,941	1,655,554	10,308,443	1034.47
Honduras	3,197,654	6,749,534	6,274,754	9,168,723	6,797,282	9,166,315	3,870,309	7,862,517	8,484,228	7,884,838	6,985,299	9,425,258	972.53
Malaysia	4,578,219	5,438,915	8,852,777	9,193,360	8,075,925	8,396,411	4,729,465	5,791,213	8,171,127	7,479,563	6,794,995	9,369,219	896.17
Samoa	6,567,047	9,218,228	10,691,093	9,200,415	9,103,262	8,347,383	7,326,943	9,561,784	10,765,976	8,765,288	9,295,287	8,241,052	1012.90
St Lucia Is	7,333,633	7,909,818	9,359,969	8,834,760	9,436,755	8,901,581	6,953,038	7,717,924	9,033,970	8,885,591	9,631,732	8,116,519	1096.72

Tonga	5, 582, 267	7, 158, 644	10, 843, 029	9, 291, 159	9, 061, 863	10, 844, 757	5, 098, 493	7, 581, 626	9, 316, 950	7, 700, 974	6, 979, 737	8, 065, 220	1344. 63
Panama	2, 639, 463	3, 554, 419	8, 090, 636	9, 380, 309	10, 737, 232	10, 101, 512	3, 021, 204	3, 445, 809	6, 257, 667	7, 282, 690	8, 470, 159	7, 428, 227	1359. 88
Gambia	3, 741, 263	4, 675, 345	7, 121, 021	7, 265, 306	3, 319, 807	7, 225, 513	5, 131, 887	5, 568, 416	6, 802, 535	6, 216, 153	2, 821, 287	6, 869, 276	1051. 86
Kosovo	1, 374, 706	3, 063, 194	5, 352, 350	7, 393, 170	6, 997, 183	7, 259, 263	1, 359, 265	3, 247, 683	4, 972, 984	6, 806, 368	5, 853, 750	6, 828, 477	1063. 09
Mongolia	1, 535, 443	5, 227, 854	5, 284, 391	5, 952, 156	9, 008, 006	8, 683, 553	1, 457, 854	4, 978, 983	5, 658, 990	4, 114, 769	5, 711, 571	6, 399, 924	1356. 82
Moldova	10, 302, 464	12, 531, 195	10, 428, 498	16, 542, 840	11, 778, 777	6, 003, 547	12, 031, 753	14, 829, 276	9, 534, 818	15, 147, 459	11, 427, 473	6, 337, 397	947. 32
St Vinc & Gren	4, 420, 720	5, 123, 148	6, 225, 855	7, 181, 310	6, 820, 241	6, 796, 806	4, 003, 720	5, 202, 612	5, 799, 811	6, 359, 944	5, 743, 965	5, 934, 738	1145. 26
Tajikistan	3, 248, 950	7, 472, 897	6, 905, 297	3, 499, 440	6, 416, 152	5, 714, 087	3, 249, 900	7, 807, 742	6, 023, 679	3, 095, 071	6, 118, 618	5, 889, 890	970. 15
El Salvador	1, 252, 761	3, 122, 001	4, 859, 056	6, 296, 547	6, 823, 487	6, 511, 583	1, 166, 090	3, 264, 607	5, 121, 351	6, 236, 744	6, 507, 837	5, 768, 861	1128. 75
Sierra Leone	2, 218, 712	4, 985, 494	7, 788, 511	17, 595, 309	9, 040, 759	7, 008, 701	3, 081, 861	5, 620, 073	6, 736, 778	13, 992, 952	7, 029, 371	5, 718, 253	1225. 67
Kyrgyzstan	9, 052, 283	17, 766, 029	10, 086, 801	23, 330, 949	15, 763, 658	5, 219, 430	8, 446, 541	18, 061, 801	10, 545, 456	21, 623, 617	14, 794, 488	5, 511, 735	946. 97
Bahrain	2, 721, 431	3, 769, 228	5, 710, 994	6, 258, 186	7, 285, 071	5, 493, 985	2, 958, 728	3, 859, 507	5, 444, 145	5, 156, 641	6, 394, 354	5, 482, 469	1002. 10
Peru	887, 508	4, 815, 481	4, 305, 993	5, 495, 472	6, 077, 280	5, 970, 089	1, 049, 357	4, 893, 823	3, 702, 878	4, 277, 329	5, 248, 388	5, 236, 656	1140. 06
Antigua Barbuda	7, 166, 443	8, 092, 280	9, 180, 952	8, 733, 339	8, 043, 514	7, 809, 852	4, 880, 859	5, 388, 285	5, 294, 089	5, 364, 597	5, 077, 991	5, 022, 193	1555. 07
Eq Guinea	427, 949	805, 760	4, 002, 476	4, 950, 833	8, 638, 032	6, 994, 837	395, 657	769, 439	3, 278, 296	3, 001, 239	5, 594, 965	4, 676, 034	1495. 89
Nicaragua	1, 035, 402	1, 958, 301	4, 511, 977	5, 311, 982	5, 805, 100	5, 427, 180	1, 155, 870	1, 556, 393	3, 803, 311	4, 384, 758	4, 480, 479	4, 394, 061	1235. 12
Guinea	113, 274	524, 376	1, 721, 603	978, 436	2, 187, 332	4, 643, 055	93, 977	509, 481	1, 701, 620	871, 225	1, 841, 430	4, 175, 409	1112. 00
New Caledonia	6, 740, 872	6, 584, 906	7, 189, 138	5, 128, 979	7, 008, 489	7, 043, 539	4, 602, 302	4, 206, 591	4, 249, 753	2, 848, 163	3, 326, 853	3, 462, 547	2034. 21
Ukraine	86, 356, 506	79, 050, 963	12, 132, 678	43, 720, 593	7, 232, 256	2, 719, 269	87, 575, 437	101, 235, 148	11, 426, 959	40, 473, 230	6, 817, 177	2, 996, 602	907. 45
Costa Rica	1, 109, 809	2, 310, 672	3, 590, 288	8, 908, 505	6, 377, 342	4, 607, 512	1, 214, 065	1, 640, 949	2, 053, 702	4, 455, 467	3, 374, 170	2, 946, 167	1563. 90
Dominica Is	3, 133, 439	3, 866, 958	3, 758, 753	3, 896, 193	3, 964, 690	4, 084, 509	2, 299, 494	3, 032, 529	2, 799, 229	2, 971, 832	3, 080, 399	2, 836, 407	1440. 03
Bermuda	8, 448, 129	8, 175, 816	7, 225, 176	8, 131, 106	10, 658, 597	9, 467, 677	5, 466, 805	4, 105, 955	2, 909, 768	2, 556, 193	2, 998, 705	2, 726, 459	3472. 52
F St Micronesia	2, 127, 372	2, 692, 628	3, 589, 866	3, 162, 379	3, 598, 941	3, 663, 829	1, 923, 234	2, 640, 673	3, 529, 130	2, 186, 292	2, 604, 087	2, 709, 053	1352. 44
Serbia	7, 206, 900	2, 579, 762	550, 000	402, 140	579, 579	3, 073, 346	7, 615, 144	2, 550, 385	539, 000	372, 395	623, 640	2, 588, 796	1187. 17
St KittsNevis	2, 684, 877	3, 328, 652	3, 860, 688	4, 019, 629	4, 032, 484	4, 112, 273	2, 221, 863	2, 632, 080	2, 869, 319	2, 751, 899	2, 616, 028	2, 535, 228	1622. 05
Sint Maarten	0	0	3, 447, 123	4, 063, 380	4, 648, 056	5, 033, 841	0	0	2120601	2041583	2443661	2489708	2021. 86
Tanzania	0	0	328, 691	645, 222	1, 759, 653	2, 976, 011	0	0	245, 378	520, 335	1, 461, 005	2, 487, 410	1196. 43
Curacao	0	0	3, 187, 136	5, 383, 717	5, 467, 641	5, 058, 067	0	0	2003812	3066698	3216640	2450596	2064. 02
Cayman Is	5, 335, 765	4, 502, 602	4, 348, 002	4, 444, 650	4, 526, 409	4, 869, 288	2, 758, 812	2, 322, 337	2, 527, 595	2, 419, 939	2, 114, 069	2, 310, 394	2107. 56
Cape Verde	355, 030	1, 084, 181	3, 833, 182	1, 968, 953	2, 369, 610	2, 518, 939	329, 420	986, 852	3, 588, 985	1, 501, 577	2, 021, 472	2, 292, 148	1098. 94
Netherlands	1, 847, 426	2, 571, 946	4, 518, 046	2, 380, 402	4, 189, 285	3, 787, 860	1, 674, 986	1, 954, 401	2, 563, 836	1, 531, 176	2, 554, 165	2, 185, 522	1733. 16
Grenada Is	1, 421, 527	1, 806, 761	2, 196, 840	2, 426, 024	3, 031, 723	2, 879, 454	1, 188, 487	1, 728, 051	1, 910, 347	1, 997, 953	2, 536, 673	2, 097, 256	1372. 96
Namibia	327, 840	451, 800	6, 739, 471	4, 474, 199	2, 335, 620	2, 165, 512	416, 672	443, 813	6, 309, 677	4, 422, 981	1, 953, 912	2, 071, 956	1045. 15
Turks & Caic Is	2, 118, 033	1, 954, 837	2, 021, 107	3, 099, 860	3, 960, 223	3, 289, 199	1, 416, 641	1, 308, 897	1, 441, 821	1, 771, 726	2, 263, 715	1, 844, 643	1783. 11
Marshall Is	1, 294, 430	1, 474, 390	1, 883, 271	2, 465, 258	2, 175, 806	2, 192, 871	1, 159, 454	1, 428, 564	1, 624, 929	1, 766, 839	1, 581, 718	1, 686, 626	1300. 15
Mozambique	211, 316	323, 353	2, 199, 813	2, 100, 885	1, 218, 010	1, 696, 828	231, 666	396, 590	2, 260, 566	2, 099, 020	1, 090, 646	1, 576, 124	1076. 58
Aruba	2, 622, 988	3, 416, 420	4, 156, 154	2, 586, 612	3, 041, 981	3, 264, 261	1, 871, 061	2, 321, 351	2, 716, 032	1, 241, 121	1, 492, 726	1, 470, 954	2219. 15
Br Virgin Is	2, 342, 483	3, 003, 586	2, 948, 266	5, 409, 526	4, 172, 901	3, 117, 025	1, 608, 616	1, 868, 914	1, 691, 534	3, 948, 490	2, 588, 499	1, 470, 421	2119. 82
Montenegro	1, 004, 123	1, 529, 770	1, 526, 423	1, 761, 468	2, 323, 264	1, 331, 747	1, 042, 583	1, 528, 308	1, 499, 140	1, 748, 872	2, 101, 956	1, 377, 061	967. 09
Liberia	350, 200	1, 309, 970	2, 184, 813	2, 193, 141	3, 088, 978	1, 399, 772	353, 963	1, 330, 784	1, 924, 099	1, 736, 799	2, 619, 554	1, 249, 507	1120. 26
Uzbekistan	0	0	800, 357	0	2, 525, 920	1, 329, 492	0	0	438911	0	2063499	1219125	1090. 53
Cook Is	0	549, 430	1, 043, 896	1, 333, 248	1, 658, 336	1, 740, 417	0	379404	1106921	715062	910513	1080076	1611. 38
Germany	889, 092	885, 495	567, 084	949, 794	883, 817	1, 282, 634	554, 168	497, 003	402, 968	417, 158	495, 343	869, 153	1475. 73
Guyana	107, 040	32, 273	1, 269, 679	2, 122, 175	1, 296, 253	1, 029, 993	114, 590	20, 059	1, 034, 628	1, 666, 367	949, 577	745, 015	1382. 51
Macedonia	2, 340, 933	4, 382, 669	0	711, 849	660, 109	902, 182	2, 278, 318	4, 441, 416	0	573, 629	537, 455	743, 429	1213. 54
Barbados	834, 567	678, 154	672, 638	1, 828, 009	1, 312, 979	1, 144, 017	678, 686	336, 157	385, 451	1, 173, 796	722, 357	559, 634	2044. 22
Seychelles	0	0	172, 479	359, 773	764, 441	532, 541	0	0	146, 135	305, 654	622, 737	525, 051	1014. 27
Palau	556, 352	464, 695	666, 179	950, 285	817, 569	723, 409	544, 523	466, 789	587, 732	678, 018	541, 336	523, 764	1381. 17
GuineaBissau	28, 782	288, 847	369, 151	1, 124, 618	444, 027	688, 645	48, 986	288, 093	300, 750	874, 708	417, 063	503, 780	1366. 96
Comoros	50, 426	230, 526	549, 732	629, 068	949, 803	617, 101	52, 613	219, 948	392, 008	446, 974	689, 581	493, 376	1250. 77
Israel	332, 502	437, 272	921, 508	1, 159, 424	974, 957	671, 760	170, 219	213, 700	639, 623	870, 664	572, 267	478, 252	1404. 62
Australia	187, 684	124, 488	584, 448	553, 797	965, 254	1, 344, 102	119, 553	40, 676	199, 545	252, 776	400, 232	468, 835	2866. 90
Tuvalu	21, 496	265, 546	362, 629	446, 060	426, 021	521, 051	15, 000	163, 614	209, 305	254, 597	323, 833	408, 526	1275. 44
Greece	8, 894, 941	4, 702, 241	2, 541, 929	1, 809, 467	1, 145, 553	375, 142	10, 495, 458	5, 584, 874	2, 851, 755	1, 695, 751	966, 524	391, 945	957. 13
Anguilla	253, 367	239, 145	460, 464	447, 955	618, 196	690, 999	211, 689	211, 947	353, 668	283, 432	355, 901	388, 875	1776. 92
Gibraltar	0	0	0	0	0	258, 930	0	0	0	0	0	261, 000	992. 07
Togo	0	0	55, 680	187, 387	467, 533	245, 583	0	0	48099	145261	400065	242290	1013. 59
Spain	326, 288	118, 125	1, 637, 218	743, 081	474, 185	746, 405	232, 956	75, 504	1, 548, 873	331, 568	230, 637	240, 828	3099. 33

Thailand	243, 508	0	48, 744	0	129, 971	278, 227	278, 684	0	73, 702	0	126, 013	232, 401	1197. 19
Cyprus	0	0	141, 912	155, 000	117, 970	159, 188	0	0	122, 488	121, 744	132, 228	190, 125	837. 28
Argentina	0	315, 462	80, 100	0	52, 346	240, 020	0	193234	72680	0	23794	169680	1414. 55
Montserrat Is	336, 045	327, 425	289, 779	332, 376	229, 212	260, 658	348, 917	287, 260	244, 081	260, 869	176, 159	156, 786	1662. 51
Kenya	0	0	0	118, 522	196, 480	163, 415	0	0	0	97, 000	147, 840	123, 828	1319. 69
Indonesia	1, 560, 425	96, 722	91, 880	0	0	164, 300	1, 505, 506	24, 142	24, 019	0	0	108, 969	1507. 77
Denmark	143, 196	252, 426	92, 209	7, 879	122, 011	169, 695	82, 304	184, 154	40, 710	967	55, 250	88, 732	1912. 44
Senegal	412, 967	25, 000	0	30, 000	11, 253	61, 829	431, 598	24, 500	0	27, 216	20, 159	82, 434	750. 04
Ecuador	0	99, 425	594, 135	607, 221	310, 835	103, 410	0	22359	260254	246476	237116	72876	1418. 99
New Zealand	19, 786	32, 480	102, 452	35, 049	105, 785	120, 208	5, 632	15, 330	60, 920	8, 940	37, 737	62, 448	1924. 93
Egypt	53, 142	0	0	2, 780	0	199, 821	39, 283	0	0	291	0	60, 578	3298. 57
Lebanon	162, 893	0	48, 734	0	24, 929	93, 147	142, 503	0	30, 350	0	7, 074	58, 787	1584. 48
Uruguay	152, 208	143, 612	133, 766	94, 616	167, 604	117, 463	79, 730	66, 864	34, 425	26, 863	42, 320	56, 467	2080. 21
Belize	2, 845	0	41, 158	0	12, 300	125, 300	9, 904	0	57, 968	1, 312, 756	60, 289	54, 064	2317. 62
Cameroon	0	0	0	21, 100	77, 898	52, 421	0	0	0	27, 200	82, 167	53, 286	983. 77
Somalia	0	0	0	0	0	65, 680	0	0	0	0	0	52, 650	1247. 48
United Kingdom	151, 487	91, 440	98, 119	86, 044	29, 960	46, 176	82, 223	84, 205	118, 652	88, 203	31, 827	45, 326	1018. 75
Paraguay	0	0	0	0	47, 330	35, 097	0	0	0	0	54058	42442	826. 94
Italy	816, 734	846, 410	755, 157	386, 194	697, 013	69, 319	666, 973	557, 096	318, 849	104, 804	305, 530	38, 915	1781. 29
Martinique	0	0	25, 000	0	0	71, 370	0	0	21000	0	0	36288	1966. 77
Kiribati	0	0	0	0	28, 536	59, 118	0	0	0	0	17, 400	34, 674	1704. 97
Romania	0	332, 815	9, 474	0	53, 908	37, 116	0	302, 571	25, 718	0	24, 504	34, 242	1083. 93
Sweden	12, 947	0	0	0	10, 444	37, 305	10, 314	0	0	0	3, 754	28, 864	1292. 44
Brunei	189, 405	0	555, 213	0	1, 188, 358	44, 403	181, 259	0	388, 043	0	814, 345	26, 529	1673. 75
Botswana	0	0	0	0	0	25, 263	0	0	0	0	0	26, 040	970. 16
Laos	0	0	0	520, 000	0	20, 992	0	0	0	407, 996	0	23, 805	881. 83
Papua New Guin	0	0	0	0	0	19, 976	0	0	0	0	0	20, 720	964. 09
Belgium	6, 610	0	0	130, 991	64, 811	45, 662	7, 993	0	0	85, 621	55, 789	20, 334	2245. 60
Nigeria	5, 914	0	4, 347	17, 222	35, 839	31, 136	453	0	6122	3866	26244	18684	1666. 45
Burma (Myanmar)	0	0	0	0	0	18, 536	0	0	0	0	0	11367	1630. 69
France	53, 895	280, 152	1, 612, 262	437, 820	21, 081	29, 036	47, 890	254, 361	1, 839, 249	439, 338	11, 965	9, 069	3201. 68
Ireland	0	5, 376	6, 107	0	33, 154	5, 196	0	1270	1406	0	32739	6283	826. 99
Brazil	0	38, 528	0	0	3, 038	8, 675	0	26240	0	0	653	3370	2574. 18
Cambodia	0	46, 882	180, 112	349, 345	59, 465	3, 132	0	48944	125580	210213	47179	544	5757. 35
Venezuela	3, 000	0	31, 639	26, 282	16, 357	3, 001	1, 960	0	17, 014	16, 348	8, 374	544	5516. 54
India	0	0	10, 681	0	0	3, 603	0	0	26, 775	0	0	453	7953. 64
Austria	0	3, 674	0	0	11, 260	0	0	4443	0	0	3548	0	#DIV/0!
Belarus	0	0	0	1, 408, 456	0	0	0	0	0	1, 227, 135	0	0	#DIV/0!
Bolivia	0	11, 100	0	19, 792	0	0	0	7457	0	19992	0	0	#DIV/0!
BosniaHercegov	54, 455	0	0	0	0	0	50, 666	0	0	0	0	0	#DIV/0!
Burkina Faso	0	0	0	29, 332	31, 610	0	0	0	0	25395	27000	0	#DIV/0!
Chad	0	0	30, 006	0	0	0	0	0	25, 000	0	0	0	#DIV/0!
Christmas Is	0	10, 423	0	0	0	0	0	12, 604	0	0	0	0	#DIV/0!
Cote d`Ivoire	92, 702	28, 336	91, 973	15, 606	0	0	80, 890	37, 428	75, 804	23, 596	0	0	#DIV/0!
Czech Republic	0	0	0	0	4, 014	0	0	0	0	0	4, 854	0	#DIV/0!
Djibouti	0	55, 635	0	0	61, 189	0	0	30, 327	0	0	54, 425	0	#DIV/0!
Falkland Is	0	26, 598	0	0	16, 274	0	0	17857	0	0	12888	0	#DIV/0!
Fiji	0	0	0	0	24, 608	0	0	0	0	0	100396	0	#DIV/0!
Finland	46, 720	43, 466	0	30, 850	0	0	42, 771	27, 919	0	25, 473	0	0	#DIV/0!
French Guiana	0	143, 769	0	0	0	0	0	88, 110	0	0	0	0	#DIV/0!
Guadeloupe	0	23, 620	13, 000	65, 000	23, 464	0	0	19731	11340	70761	9048	0	#DIV/0!
Hungary	0	28, 900	0	0	0	0	0	26, 532	0	0	0	0	#DIV/0!
Iceland	10, 441	12, 978	0	0	0	0	1, 996	2, 722	0	0	0	0	#DIV/0!
Macao	0	43, 299	43, 448	154, 564	345, 976	0	0	56840	59516	109569	115201	0	#DIV/0!
Madagascar	0	208, 597	20, 406	0	0	0	0	109, 901	27, 225	0	0	0	#DIV/0!
Maldive Is	80, 323	0	0	0	0	0	42, 275	0	0	0	0	0	#DIV/0!
Mali	0	0	0	31, 905	0	0	0	0	0	24, 494	0	0	#DIV/0!
Malta	0	0	297, 185	0	0	0	0	0	245, 000	0	0	0	#DIV/0!

Mauritius	0	0	0	37,940	0	0	0	0	0	27,100	0	0	#DIV/0!
Mayotte	0	32,744	0	116,943	154,818	0	0	36959	0	55139	111844	0	#DIV/0!
Monaco	0	22,060	2,599	0	0	0	0	16226	1746	0	0	0	#DIV/0!
Nepal	0	0	0	250,000	0	0	0	0	0	244,880	0	0	#DIV/0!
Netherlands Ant	9,148,550	10,068,688	3,305,182	0	0	0	6,586,271	6,876,127	1,998,462	0	0	0	#DIV/0!
Niger	0	0	0	84,095	431,468	0	0	0	0	79130	375738	0	#DIV/0!
Norway	0	25,483	3,966	8,499	22,195	0	0	19434	4796	1500	8402	0	#DIV/0!
Poland	2,373,697	2,600	9,000	0	0	0	2,917,856	3,144	10,883	0	0	0	#DIV/0!
Portugal	4,371	12,337	21,116	0	0	0	5,286	8,950	6,799	0	0	0	#DIV/0!
San Marino	0	21,840	0	0	0	0	0	23,587	0	0	0	0	#DIV/0!
Slovak Republic	243,185	0	0	0	0	0	291,100	0	0	0	0	0	#DIV/0!
Sri Lanka	108,684	90,796	0	0	0	0	77,705	89,305	0	0	0	0	#DIV/0!
Swaziland	36,426	0	0	0	0	0	20,922	0	0	0	0	0	#DIV/0!
Switzerland	501,745	0	7,700	9,615	96,651	0	559,154	0	9,311	11,627	78,900	0	#DIV/0!
Tunisia	16,000	0	0	48,887	0	0	24,043	0	0	25,401	0	0	#DIV/0!
Yemen	0	0	0	250,000	0	0	0	0	0	245,000	0	0	#DIV/0!
Zimbabwe	261,120	530,910	2,135,576	1,232,282	0	0	265,884	639,450	3,920,934	1,075,664	0	0	#DIV/0!

broiler: First Unit of Quantity by Country Name and FAS Value
for ALL Countries

U.S. Domestic Exports

Annual Data

[redacted]

Country	HTS Number	2009	2010	2011	2012	2013	2014
		In Actual					
First Unit of Quantity where quantities are collected in kilograms							
Afghanistan	20714	13,028,780	24,762,516	21,842,386	29,250,648	21,949,126	19,921,240
.	20713	0	0	0	0	3,012	0
.	20712	208,437	0	0	0	0	0
.	20711	15,860,983	15,678,926	8,232,000	0	0	0
Albania	20714	7,549,869	11,312,793	10,790,013	14,711,099	15,597,017	10,405,045
.	20712	0	0	203,130	0	0	0
.	20711	1,176,500	2,912,126	3,769,934	0	0	0
Angola	20714	75,173,305	139,998,947	145,328,357	181,807,779	206,770,666	231,716,687
.	20712	704,838	51,910	115,000	379,282	163,140	231,134
.	20711	833,325	7,806,621	17,762,721	0	0	0
Anguilla	20714	207,406	211,947	348,668	277,039	319,498	388,875
.	20711	3,350	0	0	0	0	0
.	20713	933	0	5,000	6,393	22,731	0
.	20712	0	0	0	0	13,672	0
Antigua Barbuda	20714	4,104,370	4,834,735	4,797,491	4,557,509	4,356,291	4,195,794
.	20713	718,331	507,245	462,267	414,199	221,224	259,867
.	20711	48,800	15,181	26,419	383,297	485,906	557,967
.	20712	9,358	31,124	7,912	9,592	14,570	8,565

Argentina	20714	0	193, 234	72, 680	0	23, 794	145, 180
.	20713	0	0	0	0	0	24, 500
Armenia	20714	105, 570	5, 088, 254	8, 044, 537	5, 566, 080	10, 197, 654	10, 259, 246
.	20712	0	0	48, 052	0	152, 009	49, 985
.	20711	24, 500	0	539, 129	0	0	0
Aruba	20714	1, 474, 456	1, 743, 808	2, 312, 031	1, 098, 227	1, 404, 378	1, 254, 663
.	20712	54, 612	42, 992	75, 591	125, 792	87, 849	212, 873
.	20711	338, 971	518, 194	319, 532	12, 420	0	3, 298
.	20713	3, 022	16, 357	8, 878	4, 682	499	120
Australia	20714	94, 855	32, 938	123, 366	94, 705	232, 892	266, 441
.	20711	2, 100	0	14, 069	54, 952	97, 497	131, 939
.	20713	0	0	60, 646	94, 394	63, 019	60, 859
.	20712	22, 598	7, 738	1, 464	8, 725	6, 824	9, 596
Austria	20714	0	4, 443	0	0	1, 805	0
.	20712	0	0	0	0	1, 743	0
Azerbaijan	20714	6, 799, 223	11, 415, 561	13, 390, 417	28, 521, 120	21, 111, 553	21, 033, 380
.	20712	0	0	0	0	0	827
.	20711	0	465, 500	1, 278, 890	0	0	0
Bahamas	20714	10, 743, 679	10, 399, 857	9, 791, 221	5, 440, 279	8, 875, 556	9, 791, 441
.	20712	1, 920, 338	1, 758, 581	2, 266, 183	2, 182, 284	2, 083, 518	1, 329, 938
.	20711	865, 092	1, 169, 224	1, 225, 873	525, 663	558, 833	269, 179
.	20713	196, 035	64, 500	307, 297	2, 114, 616	504, 528	75, 610
Bahrain	20714	2, 236, 087	2, 556, 944	3, 832, 551	5, 061, 582	5, 938, 044	5, 310, 405
.	20713	23, 485	0	0	0	0	171, 519
.	20712	343, 949	203, 049	115, 144	48, 036	456, 310	545
.	20711	355, 207	1, 099, 514	1, 496, 450	47, 023	0	0

Barbados	20714	630, 836	316, 350	306, 057	1, 006, 671	686, 723	554, 432
.	20712	39, 092	19, 082	6, 873	77, 751	2, 836	4, 862
.	20711	2, 700	725	72, 521	50, 192	26, 086	340
.	20713	6, 058	0	0	39, 182	6, 712	0
Belarus	20714	0	0	0	1, 227, 135	0	0
Belgium	20714	7, 993	0	0	85, 621	55, 789	20, 334
Belize	20713	0	0	0	0	4, 500	33, 730
.	20711	1, 911	0	57, 968	0	0	0
Benin	20714	50, 115	742, 175	696, 847	2, 066, 064	3, 806, 983	10, 014, 829
.	20712	23, 435	0	0	24, 000	0	212, 340
.	20713	0	0	0	0	0	108, 863
.	20711	73, 525	98, 000	196, 000	0	0	0
Bermuda	20714	4, 087, 513	2, 855, 759	2, 328, 776	1, 964, 361	2, 314, 035	2, 093, 867
.	20713	464, 364	673, 188	442, 618	568, 608	672, 029	600, 283
.	20712	409, 052	148, 512	30, 622	6, 810	2, 537	24, 823
.	20711	505, 876	428, 496	107, 752	16, 414	10, 104	7, 486
Bolivia	20714	0	0	0	19, 992	0	0
.	20711	0	7, 457	0	0	0	0
Bosnia-Hercegov	20714	50, 666	0	0	0	0	0
Botswana	20714	0	0	0	0	0	26, 040
Br Virgin Is	20714	1, 070, 377	681, 281	1, 458, 709	3, 711, 671	2, 466, 653	1, 351, 579
.	20712	531, 629	1, 174, 569	211, 590	94, 218	76, 354	62, 986
.	20711	0	2, 030	0	3, 393	36, 392	30, 955
.	20713	6, 610	11, 034	21, 235	139, 208	9, 100	24, 901
Brazil	20711	0	0	0	0	653	3, 370
.	20714	0	26, 240	0	0	0	0
Brunei	20712	0	0	388, 043	0	814, 345	24, 495
.	20713	0	0	0	0	0	2, 034

.	20711	16, 586	0	0	0	0	0
.	20714	164, 673	0	0	0	0	0
Burkina Faso	20712	0	0	0	0	27, 000	0
.	20714	0	0	0	25, 395	0	0
Burma (Myanmar)	20712	0	0	0	0	0	3, 665
.	20714	0	0	0	0	0	7, 702
Cambodia	20712	0	0	0	0	0	544
.	20714	0	48, 944	125, 580	210, 213	47, 179	0
Cameroon	20714	0	0	0	27, 200	82, 167	53, 286
Canada	20713	85, 206, 464	90, 790, 535	98, 804, 621	116, 072, 586	119, 095, 367	111, 798, 856
.	20714	10, 860, 820	13, 578, 298	19, 136, 944	27, 620, 280	20, 060, 278	22, 484, 687
.	20711	16, 866, 754	13, 906, 018	7, 420, 486	4, 706, 156	3, 654, 217	1, 053, 240
.	20712	309, 601	904, 963	984, 888	552, 917	496, 537	349, 280
Cape Verde	20714	329, 420	986, 852	3, 490, 985	1, 501, 577	2, 021, 472	2, 265, 648
.	20712	0	0	0	0	0	26, 500
.	20711	0	0	98, 000	0	0	0
Cayman Is	20714	1, 904, 183	1, 839, 500	1, 540, 625	1, 380, 767	1, 513, 182	1, 712, 339
.	20713	629, 149	326, 829	272, 568	281, 295	171, 432	150, 156
.	20711	99, 872	101, 848	703, 879	721, 713	391, 688	397, 812
.	20712	125, 608	54, 160	10, 523	36, 164	37, 767	50, 087
Chad	20714	0	0	25, 000	0	0	0
Chile	20714	165, 133	14, 714, 249	26, 026, 362	23, 831, 466	26, 639, 296	38, 262, 191
.	20712	13, 935	198, 124	200, 293	57, 941	343, 559	546, 358
.	20713	0	0	1, 840	1, 578	0	78, 102
.	20711	7, 047	980	73, 500	11, 467	11, 019	39, 595
China	20714	709, 444, 141	103, 024, 498	95, 563, 463	239, 784, 198	280, 933, 837	195, 373, 692
.	20712	761, 908	0	170, 828	5, 645	0	25, 400

.	20711	175, 529	0	0	0	0	31, 548
.	20713	25, 000	0	0	125, 975	24, 998	0
Christmas Is	20714	0	12, 604	0	0	0	0
Colombia	20714	11, 650, 033	17, 323, 861	20, 342, 994	27, 244, 698	25, 465, 749	25, 021, 475
.	20712	676, 651	128, 556	340, 563	635, 960	553, 942	1, 337, 669
.	20713	0	13, 320	10, 793	14, 573	2, 060	75, 488
.	20711	381, 333	144, 850	38, 688	22, 119	13, 035	0
Comoros	20714	52, 613	219, 948	392, 008	397, 974	689, 581	493, 376
.	20712	0	0	0	49, 000	0	0
Congo (DROC)	20714	16, 093, 210	26, 388, 721	28, 956, 064	29, 483, 328	23, 882, 509	35, 608, 960
.	20711	392, 069	334, 306	243, 000	0	0	0
.	20712	47, 174	0	80, 000	344, 809	0	0
Congo (ROC)	20714	16, 074, 319	44, 009, 313	33, 974, 769	42, 111, 636	29, 074, 200	35, 853, 088
.	20712	0	0	0	120, 000	192, 642	0
.	20711	0	14, 695	831, 500	0	0	0
Cook Is	20714	0	376, 995	1, 105, 696	701, 589	888, 575	1, 057, 372
.	20712	0	2, 409	1, 225	13, 473	21, 938	22, 704
Costa Rica	20714	1, 072, 425	1, 253, 923	1, 733, 957	3, 433, 788	2, 903, 752	2, 834, 769
.	20712	0	367, 975	158, 049	681, 958	448, 373	77, 579
.	20713	60, 926	0	0	43, 207	0	10, 432
.	20711	80, 714	19, 051	161, 696	296, 514	22, 045	23, 387
Cote d`Ivoire	20714	7, 210	37, 428	75, 804	23, 596	0	0
.	20711	73, 680	0	0	0	0	0
Cuba	20714	142, 905, 967	138, 259, 393	96, 171, 781	148, 595, 340	137, 077, 289	143, 582, 300
Curacao	20714	0	0	1, 994, 746	2, 948, 809	3, 150, 626	2, 439, 899
.	20713	0	0	4, 565	79, 257	36, 203	4, 535
.	20712	0	0	1, 643	35, 774	5, 317	4, 462

.	20711	0	0	2, 858	2, 858	24, 494	1, 700
Cyprus	20714	0	0	122, 488	121, 744	132, 228	190, 125
Czech Republic	20714	0	0	0	0	4, 854	0
Denmark	20714	76, 721	181, 341	19, 163	0	0	63, 218
.	20712	0	0	11, 929	0	33, 635	25, 514
.	20711	0	2, 813	9, 618	967	21, 615	0
.	20713	5, 583	0	0	0	0	0
Djibouti	20714	0	30, 327	0	0	54, 425	0
Dominica Is	20714	2, 297, 069	2, 967, 732	2, 796, 507	2, 949, 647	3, 030, 557	2, 828, 072
.	20712	0	9, 416	0	1, 814	27, 644	8, 335
.	20711	0	23, 860	0	8, 646	1, 705	0
.	20713	2, 425	31, 521	2, 722	11, 725	20, 493	0
Dominican Rep	20714	6, 182, 110	6, 542, 346	19, 204, 713	21, 873, 639	11, 711, 116	17, 625, 977
.	20712	1, 012, 232	628, 323	802, 021	1, 111, 103	935, 284	1, 083, 298
.	20713	32, 198	602, 104	8, 185	50, 777	108, 631	22, 783
.	20711	1, 508, 137	266, 070	18, 889	19, 155	63, 420	7, 355
Ecuador	20711	0	461	10, 328	22, 461	25, 942	58, 047
.	20712	0	21, 898	171, 160	0	46, 443	14, 829
.	20714	0	0	78, 766	224, 015	164, 731	0
Egypt	20714	39, 283	0	0	0	0	60, 578
.	20711	0	0	0	291	0	0
El Salvador	20714	1, 141, 590	3, 176, 697	3, 726, 940	4, 073, 570	4, 836, 020	5, 566, 047
.	20711	0	0	0	98, 994	75, 346	134, 790
.	20712	24, 500	87, 910	1, 394, 196	2, 064, 180	1, 596, 471	68, 024
.	20713	0	0	215	0	0	0
Eq Guinea	20714	374, 271	478, 170	3, 005, 608	2, 841, 061	5, 464, 480	4, 632, 359
.	20711	1, 814	236, 043	249, 097	4, 404	6, 104	38, 787
.	20712	15, 624	55, 226	17, 459	155, 774	124, 381	4, 888

.	20713	3, 948	0	6, 132	0	0	0
F St Micronesia	20714	1, 743, 918	2, 557, 878	3, 517, 744	2, 182, 422	2, 580, 150	2, 702, 583
.	20712	179, 316	82, 795	11, 386	3, 870	4, 937	6, 470
.	20713	0	0	0	0	19, 000	0
Falkland Is	20714	0	10, 614	0	0	12, 888	0
.	20713	0	7, 243	0	0	0	0
Fiji	20714	0	0	0	0	95, 392	0
.	20712	0	0	0	0	5, 004	0
Finland	20712	2, 742	0	0	0	0	0
.	20711	0	0	0	14, 788	0	0
.	20714	40, 029	27, 919	0	10, 685	0	0
Fr Polynesia	20714	13, 480, 423	13, 397, 198	15, 135, 903	15, 437, 979	13, 888, 115	14, 294, 931
.	20712	88, 403	140, 824	12, 626	65, 981	34, 785	15, 090
.	20711	0	23, 209	1, 296	15, 909	0	3, 587
.	20713	1, 747	0	0	0	0	0
France	20714	47, 890	254, 361	1, 839, 249	428, 143	5, 094	9, 069
.	20711	0	0	0	2, 267	6, 871	0
.	20713	0	0	0	7, 082	0	0
.	20712	0	0	0	1, 846	0	0
French Guiana	20714	0	88, 110	0	0	0	0
Gabon	20714	12, 721, 929	13, 232, 149	24, 409, 240	17, 480, 676	19, 385, 765	23, 498, 967
.	20713	0	0	0	0	0	26, 037
.	20712	279, 590	991, 724	122, 471	0	0	0
.	20711	365, 651	1, 070, 294	637, 000	0	0	0
Gambia	20714	5, 131, 887	5, 494, 916	6, 215, 535	6, 216, 153	2, 821, 287	6, 859, 530
.	20712	0	0	0	0	0	9, 746
.	20711	0	73, 500	587, 000	0	0	0

Georgia	20714	55, 578, 026	85, 757, 697	92, 536, 559	82, 364, 631	86, 486, 412	87, 253, 435
.	20711	1, 372, 900	2, 082, 625	4, 341, 974	0	69, 013	0
.	20713	0	0	0	18, 507	0	0
.	20712	102, 941	188, 712	426, 965	25, 294	305, 721	0
Germany	20714	442, 618	420, 543	316, 076	417, 158	468, 288	831, 463
.	20712	24, 586	6, 831	55, 864	0	27, 055	30, 818
.	20711	77, 865	56, 790	27, 853	0	0	6, 872
.	20713	9, 099	12, 839	3, 175	0	0	0
Ghana	20714	22, 349, 262	20, 331, 609	25, 562, 794	51, 323, 054	58, 156, 470	54, 419, 422
.	20712	508, 065	52, 606	121, 432	97, 500	27, 000	514, 210
.	20711	0	1, 274, 000	4, 567, 194	0	0	0
Gibraltar	20714	0	0	0	0	0	261, 000
Greece	20714	10, 494, 760	5, 584, 874	2, 849, 801	1, 695, 751	959, 092	389, 210
.	20711	698	0	1, 361	0	6, 594	2, 735
.	20712	0	0	593	0	838	0
Grenada Is	20714	1, 188, 487	1, 724, 795	1, 908, 533	1, 987, 108	2, 529, 851	2, 026, 711
.	20712	0	3, 256	0	10, 845	4, 082	70, 545
.	20713	0	0	0	0	963	0
.	20711	0	0	1, 814	0	1, 777	0
Guadeloupe	20714	0	19, 731	11, 340	70, 761	4, 500	0
.	20712	0	0	0	0	4, 548	0
Guatemala	20714	46, 692, 737	51, 436, 889	55, 925, 510	58, 900, 846	66, 391, 186	72, 050, 710
.	20712	1, 132, 263	386, 273	1, 563, 030	948, 686	852, 006	1, 261, 827
.	20713	19, 622	0	0	10, 769	0	38, 102
.	20711	0	14, 336	0	263	89, 914	10, 864
Guinea	20714	47, 188	460, 981	1, 671, 775	839, 606	1, 841, 430	4, 175, 409
.	20711	24, 494	0	29, 845	31, 619	0	0

	20712	22, 295	48, 500	0	0	0	0
Guinea-Bissau	20714	48, 986	288, 093	300, 750	874, 708	417, 063	503, 780
Guyana	20714	107, 416	0	1, 011, 506	1, 250, 959	517, 854	525, 174
	20711	7, 174	20, 059	21, 243	279, 567	394, 898	204, 070
	20712	0	0	1, 123	135, 841	29, 871	15, 771
	20713	0	0	756	0	6, 954	0
Haiti	20714	27, 744, 470	46, 406, 715	63, 789, 293	59, 564, 948	55, 911, 355	52, 219, 127
	20712	1, 814	415, 910	1, 078, 399	394, 934	519, 829	802, 534
	20713	0	0	0	0	907	249, 396
	20711	0	2, 273	0	5, 479	0	73, 597
Honduras	20714	3, 834, 523	7, 708, 715	8, 246, 375	7, 542, 747	6, 811, 697	8, 889, 813
	20712	1, 300	136, 372	236, 690	320, 803	168, 597	225, 260
	20711	33, 142	12, 703	1, 163	572	5, 005	264, 444
	20713	1, 344	4, 727	0	20, 716	0	45, 741
Hong Kong	20714	159, 701, 746	433, 923, 353	538, 412, 393	288, 525, 412	167, 090, 226	323, 712, 811
	20713	1, 893, 228	1, 040, 274	2, 057, 524	1, 821, 275	1, 875, 584	1, 523, 009
	20712	46, 373	419, 300	222, 480	376, 124	557, 328	729, 927
	20711	13, 921	62, 247	31, 444	28, 362	47, 187	51, 657
Hungary	20714	0	26, 532	0	0	0	0
Iceland	20714	1, 996	2, 722	0	0	0	0
India	20714	0	0	26, 775	0	0	453
Indonesia	20714	263, 767	0	0	0	0	106, 398
	20711	0	0	0	0	0	2, 571
	20712	1, 241, 739	24, 142	24, 019	0	0	0
Iraq	20714	72, 519, 746	77, 621, 278	92, 278, 776	73, 701, 260	107, 260, 544	87, 512, 960
	20712	12, 145, 789	0	1, 741, 138	0	445, 871	0
	20711	16, 442, 713	6, 958, 000	9, 831, 270	0	148, 406	0
Ireland	20714	0	1, 270	1, 406	0	27, 215	6, 283

.	20712	0	0	0	0	5, 524	0
Israel	20712	0	0	474, 623	719, 464	370, 892	455, 854
.	20714	170, 219	213, 700	165, 000	151, 200	201, 375	22, 398
Italy	20714	626, 170	542, 325	215, 265	59, 275	168, 231	38, 585
.	20711	20, 252	5, 442	62, 494	45, 529	27, 401	330
.	20712	20, 551	0	39, 730	0	109, 898	0
.	20713	0	9, 329	1, 360	0	0	0
Jamaica	20714	18, 289, 312	24, 054, 843	33, 326, 276	36, 292, 741	34, 926, 906	33, 984, 307
.	20713	120, 072	46, 037	23, 587	0	0	98, 952
.	20711	940, 579	0	76, 133	324, 099	134, 213	1, 721
.	20712	24, 580	36, 834	10, 852	0	74, 539	0
Japan	20714	21, 588, 832	47, 241, 631	61, 165, 060	28, 928, 509	22, 409, 909	22, 190, 555
.	20712	237, 041	557, 940	1, 825, 709	1, 094, 997	543, 059	1, 036, 845
.	20711	0	0	0	402, 770	645, 603	446, 172
.	20713	4, 763	0	6, 850	0	0	0
Jordan	20714	7, 142, 981	9, 312, 330	27, 592, 778	16, 671, 217	20, 223, 428	14, 931, 444
.	20712	23, 747	560	910, 757	3, 765, 965	8, 902, 457	1, 375, 844
.	20713	0	0	0	907	0	16, 689
.	20711	0	1, 003	147, 578	0	0	0
Kazakhstan	20714	5, 116, 040	16, 345, 739	27, 271, 421	89, 940, 377	62, 424, 746	41, 747, 455
.	20711	1, 316, 064	0	0	0	0	0
.	20712	0	0	123, 012	0	0	0
Kenya	20714	0	0	0	97, 000	147, 840	123, 828
Kiribati	20714	0	0	0	0	17, 400	34, 674
Korea	20714	27, 836, 696	67, 567, 452	104, 885, 205	57, 810, 843	52, 647, 151	66, 247, 872
.	20712	1, 510, 344	1, 101, 117	441, 501	96, 878	17, 354	325, 409
.	20713	0	4, 123	2, 663	0	0	43, 961

Kosovo	20714	697, 090	3, 247, 683	4, 948, 484	6, 806, 368	5, 853, 750	6, 828, 477
	20711	662, 175	0	24, 500	0	0	0
Kuwait	20714	12, 454, 444	11, 312, 795	4, 536, 557	4, 459, 616	6, 383, 887	12, 435, 281
	20713	13, 046	53, 516	12, 203	0	0	216, 461
	20712	2, 255, 073	59, 409	38, 439	231, 700	0	544
	20711	765, 631	661, 500	49, 000	0	213, 734	0
Kyrgyzstan	20714	5, 407, 516	13, 676, 301	10, 445, 807	21, 623, 617	14, 794, 488	5, 511, 735
	20711	3, 039, 025	4, 385, 500	0	0	0	0
	20712	0	0	99, 649	0	0	0
Laos	20714	0	0	0	407, 996	0	23, 805
Latvia	20714	49, 637, 658	56, 941, 094	62, 527, 754	11, 116, 941	1, 655, 554	10, 308, 443
Lebanon	20714	142, 503	0	5, 850	0	7, 074	55, 539
	20713	0	0	0	0	0	3, 248
	20711	0	0	24, 500	0	0	0
Liberia	20714	353, 963	1, 047, 114	1, 746, 003	1, 688, 799	2, 490, 464	1, 249, 507
	20711	0	123, 957	171, 500	0	0	0
	20712	0	159, 713	6, 596	48, 000	129, 090	0
Libya	20714	0	0	344, 255	13, 239, 369	17, 268, 763	14, 918, 465
	20712	0	0	0	48, 984	0	156, 000
Lithuania	20714	79, 794, 690	92, 033, 035	66, 435, 647	87, 529, 268	68, 810, 421	29, 359, 284
	20712	204, 150	0	0	0	0	0
	20711	424, 575	490, 000	0	0	0	0
Macao	20714	0	56, 840	59, 516	37, 194	24, 481	0
	20713	0	0	0	72, 375	90, 720	0
Macedonia	20714	2, 033, 268	4, 219, 217	0	573, 629	537, 455	743, 429
	20711	245, 050	222, 199	0	0	0	0

Madagascar	20714	0	109, 901	27, 225	0	0	0
Malaysia	20714	4, 228, 067	2, 711, 528	4, 460, 226	5, 046, 366	5, 923, 842	8, 823, 675
	20712	150, 560	2, 222, 185	1, 845, 704	2, 417, 447	859, 607	545, 544
	20711	350, 838	857, 500	1, 865, 197	15, 750	11, 546	0
Maldive Is	20712	42, 275	0	0	0	0	0
Mali	20714	0	0	0	24, 494	0	0
Malta	20714	0	0	245, 000	0	0	0
Marshall Is	20714	1, 149, 365	1, 354, 029	1, 619, 959	1, 761, 868	1, 563, 811	1, 652, 160
	20712	10, 089	74, 535	4, 970	4, 971	17, 907	34, 466
Martinique	20713	0	0	0	0	0	36, 288
	20714	0	0	21, 000	0	0	0
Mauritania	20714	0	3, 220, 103	7, 348, 922	8, 313, 597	13, 480, 167	13, 905, 061
	20711	0	0	342, 000	0	0	0
	20712	0	0	0	0	180, 442	0
Mauritius	20714	0	0	0	27, 100	0	0
Mayotte	20713	0	0	0	55, 139	18, 507	0
	20714	0	36, 959	0	0	93, 337	0
Mexico	20713	202, 854, 246	236, 230, 913	249, 332, 607	358, 916, 940	413, 405, 673	483, 101, 926
	20714	148, 797, 374	186, 331, 889	184, 188, 835	173, 659, 649	192, 380, 696	181, 717, 317
	20711	5, 037, 170	2, 925, 056	9, 699, 873	15, 504, 707	27, 060, 900	25, 329, 858
	20712	6, 524, 554	4, 429, 230	8, 541, 495	8, 991, 826	11, 909, 326	13, 747, 913
Moldova	20714	12, 031, 753	10, 361, 326	8, 391, 024	15, 147, 459	11, 427, 473	6, 337, 397
	20711	0	4, 467, 950	1, 143, 794	0	0	0
Monaco	20714	0	16, 226	0	0	0	0
	20711	0	0	1, 746	0	0	0
Mongolia	20714	1, 436, 154	4, 915, 243	5, 565, 198	4, 114, 769	5, 711, 571	6, 399, 924
	20712	21, 700	63, 740	93, 792	0	0	0

Montenegro	20714	908, 300	1, 528, 308	1, 474, 641	1, 748, 872	2, 101, 956	1, 377, 061
.	20711	25, 300	0	0	0	0	0
.	20712	108, 983	0	24, 499	0	0	0
Montserrat Is	20714	336, 670	287, 260	244, 081	260, 869	176, 159	154, 527
.	20713	0	0	0	0	0	2, 259
.	20712	12, 247	0	0	0	0	0
Mozambique	20714	182, 666	225, 090	1, 280, 566	2, 099, 020	1, 090, 646	1, 576, 124
.	20711	49, 000	171, 500	980, 000	0	0	0
Namibia	20714	416, 672	272, 313	3, 712, 696	4, 421, 902	1, 953, 912	2, 071, 956
.	20711	0	171, 500	2, 596, 981	0	0	0
.	20712	0	0	0	1, 079	0	0
Nepal	20714	0	0	0	244, 880	0	0
Netherlands	20714	1, 639, 543	1, 872, 039	2, 384, 822	1, 406, 627	2, 423, 289	1, 940, 110
.	20712	35, 443	52, 029	81, 177	93, 736	108, 002	160, 601
.	20713	0	23, 930	1, 500	0	6, 061	55, 944
.	20711	0	6, 403	96, 337	30, 813	16, 813	28, 867
Netherlands Ant	20714	6, 272, 366	6, 634, 458	1, 950, 168	0	0	0
.	20713	51, 424	48, 097	8, 816	0	0	0
.	20711	246, 850	180, 388	27, 617	0	0	0
.	20712	15, 631	13, 184	11, 861	0	0	0
New Caledonia	20714	4, 469, 589	4, 205, 775	4, 238, 261	2, 848, 163	3, 326, 853	3, 462, 547
.	20712	132, 713	816	11, 492	0	0	0
New Zealand	20714	3, 781	2, 198	54, 944	4, 561	30, 218	34, 143
.	20712	1, 851	882	2, 800	2, 281	5, 902	28, 305
.	20711	0	12, 250	3, 176	2, 098	1, 617	0
Nicaragua	20714	1, 153, 917	1, 303, 389	3, 634, 447	4, 326, 728	4, 277, 487	4, 181, 156

.	20711	1, 001	494	9, 384	25, 873	161, 182	154, 005
.	20712	952	252, 510	159, 480	10, 602	20, 255	58, 900
.	20713	0	0	0	21, 555	21, 555	0
Niger	20714	0	0	0	79, 130	186, 738	0
.	20712	0	0	0	0	189, 000	0
Nigeria	20711	0	0	6, 122	0	0	4, 716
.	20714	0	0	0	3, 866	26, 244	13, 968
.	20713	453	0	0	0	0	0
Norway	20714	0	7, 967	4, 796	0	8, 402	0
.	20712	0	11, 467	0	1, 500	0	0
Oman	20714	2, 970, 063	3, 849, 585	6, 421, 616	12, 572, 798	13, 113, 237	14, 620, 802
.	20712	96, 506	252, 684	26, 896	79, 656	191, 549	119, 974
.	20713	0	1, 166	0	0	0	3, 081
.	20711	171, 575	2, 163, 355	2, 133, 138	0	54, 091	600
Pakistan	20714	3, 367, 705	14, 825, 162	14, 939, 516	12, 664, 094	8, 431, 935	19, 959, 982
.	20711	784, 000	5, 145, 000	5, 310, 500	0	0	0
.	20712	0	3, 138	32, 630	0	0	0
Palau	20714	532, 024	462, 365	577, 816	660, 853	537, 145	523, 764
.	20712	12, 499	4, 424	9, 916	17, 165	4, 191	0
Panama	20714	2, 599, 554	3, 380, 765	5, 839, 295	6, 401, 143	7, 979, 401	6, 763, 983
.	20712	200, 973	62, 666	416, 854	854, 302	414, 900	594, 041
.	20713	219, 538	1, 505	518	27, 245	47, 963	36, 509
.	20711	1, 139	873	1, 000	0	27, 895	33, 694
Papua New Guin	20712	0	0	0	0	0	20, 720
Paraguay	20714	0	0	0	0	43, 545	42, 442
.	20711	0	0	0	0	10, 513	0

Peru	20714	1, 030, 107	4, 818, 724	3, 399, 338	4, 012, 734	5, 133, 537	5, 146, 124
.	20712	12, 101	0	54, 169	260, 907	96, 363	89, 625
.	20711	7, 149	75, 099	249, 371	3, 688	18, 488	907
Philippines	20714	38, 626, 620	49, 765, 565	58, 321, 106	64, 551, 304	66, 517, 993	72, 088, 366
.	20712	378, 956	343, 676	1, 297, 039	433, 967	171, 047	232, 279
.	20713	0	0	0	22, 792	27, 886	53, 070
.	20711	245, 000	275, 000	1, 174, 000	0	0	0
Poland	20714	2, 910, 944	3, 144	10, 883	0	0	0
.	20711	6, 912	0	0	0	0	0
Portugal	20714	5, 286	8, 950	6, 187	0	0	0
.	20711	0	0	612	0	0	0
Qatar	20714	4, 846, 369	6, 617, 589	11, 614, 442	19, 716, 447	20, 155, 278	27, 167, 678
.	20713	0	9, 487	12, 007	6, 481	15, 977	333, 315
.	20711	1, 388, 145	6, 532, 318	6, 402, 500	0	0	0
.	20712	17, 436	0	124, 334	138, 641	0	0
Romania	20714	0	302, 571	25, 718	0	24, 504	34, 242
Russia	20714	726, 105, 150	321, 025, 971	210, 488, 378	263, 604, 696	274, 262, 224	142, 664, 735
.	20713	21, 398	0	0	0	0	103, 420
.	20711	3, 709, 872	147, 025	0	0	0	0
.	20712	97, 961	0	124, 147	122, 494	0	0
Samoa	20714	7, 320, 578	9, 523, 123	10, 728, 924	8, 727, 979	9, 235, 065	8, 186, 998
.	20712	6, 365	37, 322	37, 052	37, 309	60, 222	54, 054
.	20711	0	1, 339	0	0	0	0
San Marino	20714	0	23, 587	0	0	0	0
Saudi Arabia	20714	2, 314, 204	3, 180, 512	4, 768, 936	10, 858, 466	22, 064, 725	17, 414, 660
.	20713	0	2, 336	28, 880	0	0	0
.	20712	315, 419	299, 568	0	847, 986	2, 681, 231	0
.	20711	0	24, 500	0	0	0	0

Senegal	20714	24, 498	0	0	27, 216	20, 159	82, 434
.	20711	407, 100	24, 500	0	0	0	0
Serbia	20714	2, 161, 350	258, 094	0	372, 395	623, 640	2, 588, 796
.	20711	5, 453, 794	2, 292, 291	539, 000	0	0	0
Seychelles	20714	0	0	146, 135	305, 654	622, 737	525, 051
Sierra Leone	20714	3, 081, 861	5, 571, 073	6, 541, 778	13, 992, 952	7, 029, 371	5, 718, 253
.	20711	0	49, 000	195, 000	0	0	0
Singapore	20714	22, 555, 458	31, 194, 768	46, 676, 622	33, 930, 792	29, 248, 282	24, 399, 002
.	20713	229	74, 666	163, 425	241, 331	117, 149	100, 679
.	20712	1, 180, 647	39, 610	226, 143	39, 109	150, 781	29, 709
.	20711	0	0	13, 609	635	2, 865	1, 576
Sint Maarten	20714	0	0	2, 042, 692	1, 940, 673	2, 397, 035	2, 445, 067
.	20713	0	0	7, 816	9, 702	6, 763	11, 320
.	20711	0	0	67, 718	90, 678	35, 398	27, 175
.	20712	0	0	2, 375	530	4, 465	6, 146
Slovak Republic	20711	291, 100	0	0	0	0	0
Somalia	20714	0	0	0	0	0	52, 650
South Africa	20714	3, 896, 561	10, 371, 888	21, 638, 830	21, 475, 723	14, 455, 707	14, 614, 764
.	20713	0	42, 837	44, 833	127, 916	23, 587	96, 868
.	20711	417, 818	3, 024, 472	7, 470, 589	14, 597	1, 360	6, 454
.	20712	866, 889	277, 915	0	121, 523	112, 492	0
Spain	20714	54, 639	75, 504	1, 367, 306	240, 587	131, 070	240, 828
.	20712	0	0	13, 854	16, 215	14, 785	0
.	20711	178, 317	0	167, 713	74, 766	74, 122	0
.	20713	0	0	0	0	10, 660	0
Sri Lanka	20714	77, 705	89, 305	0	0	0	0
St Kitts-Nevis	20714	2, 098, 984	2, 569, 816	2, 848, 094	2, 576, 533	2, 548, 938	2, 518, 312

.	20712	48, 679	47, 179	16, 764	70, 761	10, 261	11, 976
.	20713	0	13, 384	3, 895	104, 605	56, 829	2, 130
.	20711	74, 200	1, 701	566	0	0	2, 810
St Lucia Is	20714	6, 424, 968	7, 601, 989	9, 004, 896	8, 830, 442	9, 550, 846	8, 092, 994
.	20712	33, 996	62, 378	27, 796	21, 298	73, 776	18, 573
.	20713	12, 111	3, 639	1, 030	3, 456	7, 110	4, 952
.	20711	481, 963	49, 918	248	30, 395	0	0
St Vinc & Gren	20714	3, 711, 329	5, 118, 962	5, 799, 811	6, 346, 992	5, 743, 965	5, 927, 618
.	20711	234, 286	37, 196	0	0	0	5, 080
.	20713	58, 105	26, 409	0	12, 952	0	2, 040
.	20712	0	20, 045	0	0	0	0
Suriname	20714	8, 672, 906	12, 171, 860	12, 749, 608	14, 107, 510	16, 537, 494	17, 724, 970
.	20713	130, 728	0	0	18, 143	57, 771	6, 306
.	20712	186, 970	0	34, 408	17, 690	121, 338	0
.	20711	178, 100	47, 174	73, 500	38, 555	0	0
Swaziland	20714	20, 922	0	0	0	0	0
Sweden	20714	10, 314	0	0	0	3, 754	24, 487
.	20712	0	0	0	0	0	4, 377
Switzerland	20714	559, 154	0	9, 311	11, 627	78, 900	0
Taiwan	20714	68, 048, 415	100, 781, 720	98, 298, 618	133, 172, 942	128, 701, 254	117, 502, 986
.	20712	2, 120, 172	584, 824	381, 526	564, 872	90, 865	107, 892
.	20711	47, 174	16, 603	1, 300	0	0	0
.	20713	98, 102	0	0	11, 584	0	0
Tajikistan	20714	2, 245, 025	6, 266, 801	5, 019, 179	3, 095, 071	6, 118, 618	5, 889, 890
.	20712	0	70, 941	0	0	0	0
.	20711	1, 004, 875	1, 470, 000	1, 004, 500	0	0	0
Tanzania	20714	0	0	245, 378	520, 335	1, 461, 005	2, 487, 410
Thailand	20714	255, 469	0	73, 702	0	126, 013	232, 401

.	20711	23, 215	0	0	0	0	0
Togo	20714	0	0	23, 599	145, 261	334, 625	242, 290
.	20712	0	0	0	0	65, 440	0
.	20711	0	0	24, 500	0	0	0
Tonga	20714	5, 098, 493	7, 577, 976	9, 315, 434	7, 650, 124	6, 979, 737	8, 062, 707
.	20712	0	1, 378	1, 516	50, 850	0	2, 513
.	20711	0	2, 272	0	0	0	0
Trin & Tobago	20714	9, 287, 243	18, 691, 604	17, 276, 173	16, 173, 754	18, 963, 844	19, 842, 714
.	20712	514, 043	221, 591	225, 777	511, 510	593, 979	190, 025
.	20711	2, 617, 115	449, 020	365, 068	58, 311	59, 641	290, 587
.	20713	20, 412	0	32, 660	33, 350	0	0
Tunisia	20714	24, 043	0	0	25, 401	0	0
Turkey	20714	58, 851, 208	38, 136, 142	31, 741, 041	58, 878, 041	55, 954, 029	60, 261, 155
.	20712	0	0	167, 962	0	1, 663, 657	0
.	20711	0	2, 916, 559	6, 598, 300	0	0	0
Turkmenistan	20714	3, 268, 288	1, 374, 725	378, 000	7, 279, 881	24, 446, 443	19, 499, 286
.	20711	2, 254, 700	441, 000	0	0	0	0
Turks & Caic Is	20714	1, 360, 989	1, 226, 812	1, 366, 550	1, 358, 200	2, 096, 428	1, 765, 883
.	20712	26, 778	20, 043	36, 898	65, 222	51, 081	44, 692
.	20713	21, 379	54, 171	5, 304	180, 925	53, 235	16, 202
.	20711	7, 495	7, 871	33, 069	167, 379	62, 971	17, 866
Tuvalu	20714	15, 000	163, 614	209, 305	254, 597	323, 833	407, 165
.	20712	0	0	0	0	0	1, 361
Ukraine	20714	87, 305, 937	97, 143, 648	10, 143, 489	40, 473, 230	6, 817, 177	2, 996, 602
.	20711	269, 500	4, 091, 500	1, 283, 470	0	0	0
United Arab Em	20714	44, 832, 710	45, 756, 536	64, 940, 117	78, 987, 709	68, 102, 314	74, 255, 180

.	20712	2, 262, 745	746, 455	1, 257, 014	813, 466	1, 513, 846	275, 500
.	20713	82, 731	145, 783	40, 538	70, 119	228, 726	63, 761
.	20711	5, 698, 184	8, 544, 952	7, 114, 667	0	0	1, 100
United Kingdom	20714	61, 692	82, 027	118, 652	88, 203	26, 325	45, 326
.	20711	20, 531	2, 178	0	0	5, 502	0
Uruguay	20714	66, 747	59, 492	29, 819	17, 656	27, 555	39, 922
.	20712	10, 082	7, 372	2, 565	3, 128	0	9, 923
.	20711	2, 901	0	2, 041	6, 079	12, 965	6, 622
.	20713	0	0	0	0	1, 800	0
Uzbekistan	20714	0	0	130, 014	0	2, 063, 499	1, 219, 125
.	20712	0	0	308, 897	0	0	0
Venezuela	20712	1, 960	0	3, 604	0	0	544
.	20711	0	0	9, 338	16, 348	8, 374	0
.	20714	0	0	4, 072	0	0	0
Vietnam	20714	49, 885, 581	81, 465, 188	85, 304, 881	50, 590, 802	58, 427, 704	57, 065, 850
.	20712	80, 072	3, 627	121, 321	653	30, 536	46, 362
.	20713	0	0	0	0	3, 069	28, 562
.	20711	3, 008, 957	5, 621, 752	5, 120, 500	53, 179	0	0
Yemen	20714	0	0	0	245, 000	0	0
Zimbabwe	20714	265, 884	639, 450	3, 675, 934	1, 075, 664	0	0
.	20711	0	0	245, 000	0	0	0
Subtotal Zimbabwe		265, 884	639, 450	3, 920, 934	1, 075, 664	0	0
Subtotal kilograms		3, 509, 599, 059	3, 291, 662, 499	3, 435, 135, 011	3, 589, 619, 184	3, 549, 563, 566	3, 533, 687, 992

附件十五：　美国农业部玉米价格数据

附件十五说明

申请人从美国农业部官方网站获得玉米逐月价格报告，该价格为农民实际可以收到的价格。其中，2014 年平均价格为 4.14 美元/蒲式耳。2015 年 1 季度平均价格为 3.80 美元/蒲式耳。

后附农业部关于玉米的价格报告。

Table 9--Corn and sorghum: Average prices received by farmers, United States

Commodity and mkt year 1/		Sep	Oct	Nov	Dec	Jan	Feb	Mar	Apr	May	Jun	Jul	Aug	Wt avg 2/
Corn (dollars per bushel)	2005/06	1.90	1.82	1.77	1.92	2.00	2.02	2.06	2.11	2.17	2.14	2.14	2.09	2.00
	2006/07	2.20	2.55	2.88	3.01	3.05	3.44	3.43	3.39	3.49	3.53	3.32	3.26	3.04
	2007/08	3.28	3.29	3.44	3.77	3.98	4.54	4.70	5.14	5.27	5.47	5.25	5.26	4.20
	2008/09	5.01	4.37	4.26	4.11	4.36	3.87	3.85	3.85	3.96	4.01	3.60	3.33	4.06
	2009/10	3.25	3.61	3.65	3.60	3.66	3.55	3.55	3.41	3.48	3.41	3.49	3.65	3.55
	2010/11	4.08	4.32	4.55	4.82	4.94	5.65	5.53	6.36	6.32	6.38	6.33	6.88	5.18
	2011/12	6.38	5.73	5.83	5.86	6.07	6.28	6.35	6.34	6.34	6.37	7.14	7.63	6.22
	2012/13	6.89	6.78	7.01	6.87	6.96	7.04	7.13	6.97	6.97	6.97	6.79	6.21	6.89
	2013/14	5.40	4.63	4.37	4.41	4.42	4.35	4.52	4.71	4.71	4.50	4.06	3.63	4.46
	2014/15	3.48	3.56	3.58	3.78	3.81	3.79	3.81						3.55-3.75
	2015/16													3.20-3.80
		2014年平均		4.14		2015年1季度平均			3.80					
Sorghum (dollars per bushel)	2005/06	1.91	1.67	1.58	1.63	1.77	1.90	1.98	2.07	2.25	2.21	2.58	2.44	1.86
	2006/07	2.40	2.89	3.26	3.41	3.53	3.89	3.63	3.34	3.63	3.42	3.09	3.32	3.29
	2007/08	3.46	3.46	3.51	3.88	4.14	4.68	5.06	5.21	5.22	5.66	5.07	4.70	4.08
	2008/09	4.47	3.86	3.63	2.87	3.18	2.82	3.01	3.12	3.35	3.52	2.91	3.00	3.20
	2009/10	3.15	3.10	3.18	3.20	3.27	3.05	3.18	3.02	3.19	3.01	3.34	3.56	3.22
	2010/11	4.07	4.37	4.73	4.92	5.31	6.10	5.94	6.55	6.50	5.88	5.82	5.99	5.02
	2011/12	5.88	5.99	5.99	5.88	6.05	6.05	6.10	5.94	5.82	5.35	5.94	6.33	5.99
	2012/13	6.44	6.94	6.94	6.83	6.72	6.78	6.83	6.50	6.38	6.22	5.39	4.94	6.33
	2013/14	4.58	4.33	4.13	4.19	4.21	4.28	4.61	4.79	4.60	4.22	4.14	3.99	4.28
	2014/15	3.66	3.50	3.69	4.10	4.14	4.40	4.48						3.90-4.10
	2015/16													3.40-4.20
Sorghum (dollars per hundredweight)	2005/06	3.41	2.99	2.82	2.91	3.16	3.40	3.54	3.70	4.01	3.95	4.61	4.35	3.33
	2006/07	4.29	5.16	5.83	6.09	6.31	6.95	6.48	5.97	6.49	6.11	5.52	5.93	5.88
	2007/08	6.17	6.18	6.26	6.92	7.40	8.35	9.04	9.30	9.32	10.10	9.06	8.40	7.28
	2008/09	7.99	6.89	6.48	5.13	5.68	5.04	5.37	5.57	5.98	6.29	5.19	5.36	5.72
	2009/10	5.63	5.54	5.67	5.71	5.84	5.44	5.68	5.39	5.69	5.38	5.97	6.36	5.75
	2010/11	7.26	7.80	8.44	8.79	9.49	10.90	10.60	11.70	11.60	10.50	10.40	10.70	8.96
	2011/12	10.50	10.70	10.70	10.50	10.80	10.80	10.90	10.60	10.40	9.56	10.60	11.30	10.70
	2012/13	11.50	12.40	12.40	12.20	12.00	12.10	12.20	11.60	11.40	11.10	9.63	8.82	11.30
	2013/14	8.17	7.73	7.38	7.49	7.52	7.65	8.24	8.55	8.22	7.53	7.40	7.13	7.64
	2014/15	6.53	6.25	6.59	7.33	7.40	7.86	8.00						6.96-7.32
	2015/16													6.07-7.50

1/ September-August. Latest data may be preliminary or projected.
2/ Weighted average is the U.S. season-average price based on monthly price received by farmers weighted by monthly marketings.
Prices do not include an allowance for loans outstanding and government purchases. Latest data are from
World Supply and Demand Estimates.
Source: USDA, National Agricultural Statistics Service, Agricultural Prices: and USDA, World Agricultural Outlook Board,
World Supply and Demand Estimates.

Date run: 5/13/2015

附件十六：　中国玉米价格数据

中华粮网交易平台
为你提供买、卖粮的多种渠道

2014年国内玉米市场回顾及展望

[illegible] | [illegible] | 背景

玉米收购数量空前，导致市场可流通粮源逐渐减少，玉米价格整体上行，局部出现拉涨行情。后期临储拍卖将稳定国内玉米市场价格，转基因进口玉米获批，运费补贴取消，下游需求整体弱势等诸多利空因素对下，2015年国内玉米

一、生产情况

2014年，我国玉米主产区气候条件复杂，5-7月上旬，主产区大部降雨适量，气温正常，光照充足，作物长势较好；然而7月中旬-8月上旬，正值农作物生长和产量形成关键时期，华北、东北局部地区先后遭受严重旱情，虽然8月下旬之后持续降雨天气对干旱有所缓解，但部分地区玉米等作物减产局势已无法挽回。

近两年来，国内化肥、农药等生产资料价格整体趋中有降，租地成本基本持平，人工费用继续上涨。2014年，由于主产区普遍遭受旱情，导致灌溉等抗旱费用增加。据调研，2014年黑龙江省玉米种植成本约790元/亩，与上年成本持平；吉林省农户自有耕地种植玉米[illegible]山东省玉米种[illegible]元，增幅0.7%。河南省玉米[illegible]

二、供求平衡分析

玉米积极性仍然较高，预计全国玉米播种面积约5.6亿亩，同比增2.76%。进入三季度以来，华北、东北玉米主产区出现严重旱情，由于正值玉米生长需水关键期，使得局部玉米生产受损较重。虽然8月中下旬出现持续降雨在一定程度上缓解了部分地区旱情，但今年全国玉米总产量减产已成定局。综合分析预计，2014年全国玉米总产量约4246亿斤，较上年减120亿斤，减幅约[illegible]

虽然生猪及畜禽产品价格三季度出现上涨态势，但生猪存栏继续下降，家禽养殖存栏量也处于相对较低水平，再加上小麦饲用替代，以及高粱、大麦、木薯等品种对玉米的替代，预计2013/14年度国内玉米饲料消费将略有下降；另外，工业消费将有所回升，但幅度有限。整体看，预计2013/14年度国内玉米消费总量约3891亿斤，同比增13亿斤，其中饲料消费2530亿斤，同比减30亿斤；工业消费1000亿斤，同比增40亿斤。

受宏观经济形势、国家调控政策等影响，预计2014/15年度国内玉米消费将有所回暖，预计总消费量约4004亿斤，同比产增113亿斤，其中饲料消费2580亿斤，工业消费1050亿斤。从进口看，由于全球玉米市场供应宽松格局仍将延续，玉米进口仍具备一定的价格优势，但受国家加大进口玉米调控影响，预计2014/15年度我国玉米进口量约50亿斤。

总的看，2014/15年度国内玉米[illegible]趋紧格局。

玉米供求平衡表(10/9月) 单位:亿斤

年份	本年供给			本年需求						本年结余
		产量	进口		国内消费量				出口	
						口粮	饲料用粮	工业用粮	其他		
2014/15	4296	4246	50	4004	4001	275	2580	1050	96	3	292
2013/14	4433	4366	67	3891	3888	272	2520	1000	96	3	542
2012/13	4259	4205	54	3878	3876	270	2550	960	96	2	381

今日热点

- [illegible]
- 今年北方冬麦区或春旱
- [illegible]
- 现代农业何时"不差钱"
- 1月21日山东泰安玉米价格上涨

最近浏览

粮网视点

- 粮源持续下降 优质强筋小麦价格坚挺
- 粮网视点：2014小麦市场年报
- 2014年国内玉米市场回顾及展望
- 收购周报：节日效应尚不明显 东北
- 2014年谷市场年报分析报告
- 春节前小麦市场行情分析
- 把握托市收购内涵 保障农民种粮利
- 临储拍卖事启 玉米市场和空加剧
- 收购周报：生产区粮源减少 市场不
- 收购周报：纯粮产区粮源上市减少
- 从美、大、米出口政策之变看粮食政
- 旺季不旺 粮米加工利润相对低迷
- 江苏南粮小麦及早增大降雨不利

三、市场价格走势综述及市场特点

1、现货

2014年国内玉米

涨中的史新高。 随7/9月底新季玉米

[illegible]产量增及企业库存少于往年影响，开秤价普遍高开随后低走，面进入11月份，市场等待临储收购政策指引方

市场行情走势转为弱势运行。12月末长春地区深加工企业新玉米收购价2140元/吨，较开秤价下调20元/吨，同比

另据中华粮网监测，12月末全国玉米

2013年

2014年12月末全国主要粮油市场玉米交易价格

单位：元/吨

品种/成品粮	地区	价格类型	12月末	上月末	年初	年同期
国标中等玉米	长春深加工	收购价	2140	2090	2150	2150
	大连港	平仓价	2290-2300	2350-2360	2300-2320	2300-2320
	广东港	成交价	2400-2410	2460-2470	2350-2370	2350-2370
	晨州同企	进厂价	2210	2240	2240	2240
	石家庄同企	进厂价	2300	2360	2220	2240
	南宁	到站价	2500-2510	2530-2560	2570-2580	2570-2580
	上海	到站价	2430-2450	2480-2500	2440-2460	2450-2480
	成都	到站价	2570-2600	2570-2620	2540-2560	2540-2560

（数据来源：中华粮网）

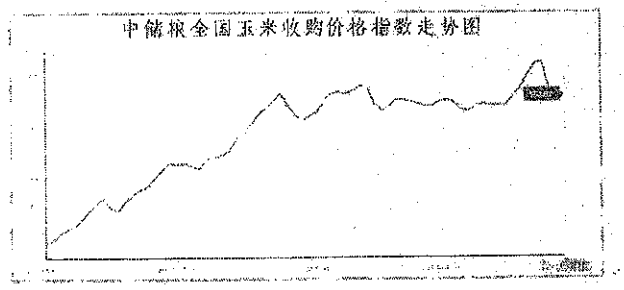

2、期货

玉米价格，期货整体呈现震荡走高行

[illegible]玉米

2[illegible]元/吨，较年初涨[illegible]元/吨。下半年受基层粮源见底、需求短期回暖及产区减产预期影响，玉米价格逐渐上

[illegible]玉米

玉米期货整体市场信心表

现不足，交投略显清淡，价格始终处于区间震荡态势。

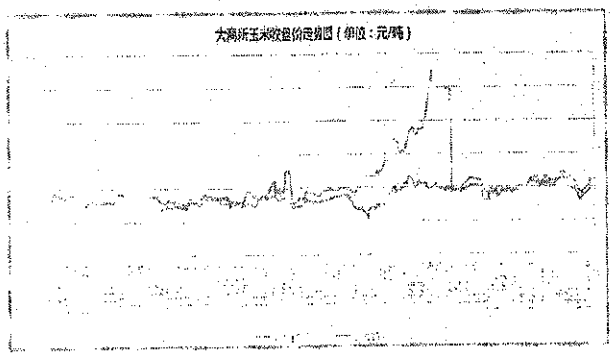

3、深加工

[illegible]态。5月份以后，开机率偏低下游产品库存不足、原料价格明显上涨影响下，淀粉市场快速回暖，而国内

玉米市场"数声雷"博弈铁[illegible]

吉林省玉米价格监测报告3期

吉林等玉米价格监测报告3期

转基因玉米

西瓜种植玉米技术 玉米[illegible]

花生的增值加工方法

玉米制淀粉的最合方法 [illegible]

春季小麦[illegible]管理 [illegible]

年末

本入幅度高，产品价格下降最著，加工利润继续缩窄。目前东北地区深加工企业出厂价2700-2750元/吨，华北玉米深加工企业淀粉出厂价2850-2930元/吨；广州销区市场玉米淀粉3080元/吨，上海3130元/吨，较年初下降150-300元/吨，价格相对2014年年初弱势稳定。春节临近，国内玉米深加工企业行业开机率较为平稳，淀粉开机率在75%，酒精在70%。

主产区深加工玉米价格窄幅震荡，终端采购备货积极性不高，淀粉及酒精加工利润水平总体呈下滑趋势，这也将近使开机率做出适当调整。12月26日，发改委公布2015年我国玉米进口配额申报与拍卖新规定，市场意义更偏重于国储需支玉米的消耗。而国内豆粕价格低位，对玉米副产品价格走势偏空，市场等待春节备货的需求刺激。

4、饲料养殖

2014年全国生猪存栏量较近几年呈现下滑态势，虽下半年养殖利润转好，但进入10月份以来，猪价一路下跌，整体亏损较为明显，在无大疫情的前提下，预计2014/15年度饲料养殖玉米消费将呈现恢复性增长态势，初步估计增长幅度250-300万吨。据农业部数据显示，截止11月生猪存栏量预测为43149万头，月环比下降0.9%，同比下降7.4%，低于

于前，表面市场仍处于供过于求，预计12月生猪存栏仍会降低。据监测数据显示，12月30日，全国外三元生猪均价为14.21元/公斤，月比下跌0.78元/公斤，年比下跌2.11元/公斤。整体看，目前虽已临近春节，但市场消费状况并未出现大幅好转，同时受价格跌势持续以及冬季散发疫情影响，后期生猪出栏量仍将维持增长，在终端需求低迷状况下，预计短期猪价上涨承压。

另外，今年禽类市场整体波动幅度有限，在终端需求持续弱势的压力下，鸡蛋及禽肉市场也受一定影响，养殖效益欠佳，值得注意的是，近期江苏，浙江及广东

养禽淘汰情况蔓延，禽肉市场弱势行情将持续。

5、玉米收购

2014年1-4月份国内玉米收购以国储为主力，其他粮食主体收购谨慎，囤粮待涨现象较少。截至4月31日，东北三省一区累计收购2013年产玉米6919万吨，约占当年东北三省及内蒙古地区总产量的70%以上，超过2008年达到历史最高水平。如此空前的收购量进入国储，而社会库存偏低，直接导致今年7、8月份国内玉米市场供应区域性严重紧张，现货市场一路飙涨，由于2013/14年主体普遍看空玉米市场导致加工企业玉米库存均处于低位，再加上今年主产区早情导致减产预期增强，各主体对新粮的收购积极性好于上年同期。9月中下旬以后，2013年产玉米陆续上市，企业采购热情较前期提高，开秤价格普遍高开。东北产区临储政策按时公布，且标准再度放宽，但主体收缩及整体扣前扣后相对严格，收购进度缓与去年同期。同时华北产区玉米质量与去年差异不大，而且北粮南运补贴取消，相对南方销区华北粮质价优势显现，但受到需求市场仍疲软弱影响，市场购销较为平淡，收购价格持续走弱。据国家粮食局，截至12月31日，河北、黑龙江等11个玉米主产区各类粮食企业累计收购新产玉米4714万吨，比上年同期减少41万吨。

6、港口

2014年1-6月南北港口玉米价格呈现持续走高态势；7-8月下旬受收购成本上涨及优质玉米供应紧缺影响，南北港口玉米

涨涨，报价逐渐下调；10月份至年末东北新粮上市量不断放大，北方港口库存恢复，价格出现下滑，南方港口库存低位，加之进口玉米、高粱及大麦等陆续到货，养殖需求恢复缓慢，港口成交价格承压。截至12月末，广东港口以及水内优质玉米报价在2420—2430元/吨，较年初上涨约90-100元/吨；广东港口玉米内贸库存约60万吨以上，处于较高水平。截至12月末，北方港口玉米平舱价为2290-2300元/吨，较年初下降约20-30元/吨；北方四港散粮玉米库存共计约348.5万吨，同比增44.9万吨。

四、影响价格变化的因素分析

1、政策性收储及释放情况

目前临储加进口玉米拍卖总量不足2000万吨，预计本年度的政策可动用临储库存仍超过7000万吨。据悉，2013/14年度东北临储玉米购销量在6019万吨左右，运费补贴南运约3000万吨，前政策结束后粮源不能及时供应市场，致使价

格出现较理性涨，创历史最高水平。今年虽为减产年份，但幅度小于前期市场预期，从整体形势来看，2014/15年度的国内供过于求的年份。

（3）临储，临储玉米

两等吉、辽宁1.13元/斤，吉林1.12元/斤，黑龙江1.11元/斤，与去年持平，相邻等级之间差价按每市斤0.02元掌握，水分扣杂，每高0.5个百分点扣减0.65%，并扣价0.15%作为烘干费；低于或高于不足0.5个百分点的，不计增扣量和增扣价。执行主体为中储、中粮、中纺，中储为收购主力，敞开收购，中粮、中纺收购量先分别按500万吨、100万吨控制。

东北产区玉米霉变现象增加，临储备收购退车现象严重，整体入库进度缓慢。国家下发《关于做好2014年东北3省区内蒙古自治区生霉粒超标玉米处理，整体执行严于去年。

9月，12月末，发改委发布通知，定于2015年1月6日-8日举办国家政策性粮食专场竞价交易会。玉米500万吨，其中包括内蒙古20万吨、辽宁20万吨、吉林180万吨、黑龙江298万吨。每个买受人可以竞买的粮食数量限额为玉米不得超过20万吨，交货期为2015年5月31日前，货款交付时间为2015年4月15日前。据了解，各企业竞拍结果作为发放配额的参考

截止到12月末，临储收购进度虽缓于去年同期，但增长速度已较前期明显回升，后期入库进度将直接影响国内玉米市场购销。年初政策性拍卖在市场供应充裕且价格较高的前提下，部分贸易企业对与进口配额挂钩风险等因素考虑，预计成交效果一般。

2、农民售粮进度

今年东北基层粮源上市进度明显快于上年，而华北产区等待玉米水分的自然下降。主要原因是：第一，今年籽粒上市价格较去年偏高，尤其黑龙江

增强注意速度加大，尤其是黑龙江农场粮。另外，秋粮上市前，大型粮食企业计划大量收储，如中粮、中纺、益海嘉里等已完成初步布局，抢抓粮源交储的信号比较强烈。最后，2013/14年主体普遍看空玉米市场，深加工、饲料加工企业玉米库存均处于低位，再加上今年主产区旱情导致减产预期增强，各主体对新粮的收购积极性好于上年同期。综合各方面原因，本年度新季上市初期农村玉米上市进度快于往年同期。随着元旦及春节的临近，东北农民进入传统的上市高峰期，售粮进度需密切关注。

3、天气变化

今年入冬以来，东北 黑龙江及吉林省中东

部未出现雨雪天气，酒精最高可承受20%。

据中国天气网数据显示，预计未来10天（2014年12月30日至2015年1月8日），北方大部地区平均气温较常年同期偏高1-3℃，南方大部地区气温接近常年或略偏高。新疆北部、内蒙古东部、东北地区、青藏高原部分地区有1-3毫米降水。如后期温度不断转暖，东北霉变玉米的存储风险大幅增加，市场面临农村玉米集中上市压力。

4、进口窗口放开程度

从国际看，国际玉米进口完税价格的大幅低于国内市场价格。据监测，2013年12月30日，3月交货的美国2号黄玉米

比去年同期跌40元/吨。而目前广东港口14.5%水内优质辽宁玉米报价在2420－2430元/吨，较国际价格高近600元/吨，价差优势十分明显。但受我国对美国等部分国家的转基因品种的退运，2014年我国进口玉米数量锐减。

另外，据了解，被拒之门外的转基因玉米MIR162或将进入中国。据路透社报道，当地时间12月17日，美国农业部称在东北发现一批玉米，中国国务院 玉米。2013

年10月，深圳口岸从一船进口美国玉米中，检出未经中国农业部批准的MIR162转基因成分，此后截至今年6月15日，中国已经退还125.2万吨美国转基因玉米及其制品。不过考虑到中国国储玉米库存庞大，很可能限制中国的玉米进口需求，即便中国政府批准进口(MIR162)，仍有一些美国转基因玉米未获批准，因此还可能被用来限制进口。

5、全球经济形势

2014年世界经济总体保持温和增长态势，金融危机之后的结构调整还没有结束，导致各国经济发展不均，能源

2015年，世界贸易将继续以缓慢步伐增长，发达国家的财政紧缩将持续，在一些地区的失业率仍然保持在历史最高水平，均衡变化呈现不均衡状态；欧元区面临着通缩风险，而在一些发展中国家将出现通胀上升的状态，预计紧缩政策将延续，国际商品周期、地缘政治冲突等也带来了一些风险和不确定性，国内基本面和改革因素仍可支撑经济平稳增长，但一些短期、结构性与长期性因素将会对经济增长造成冲击和制约，保持经济持续平稳增长仍面临很多挑战。在此背景下，国内深加工行业出口率将受到影响，开工率随之调整，导致新玉米上市后开工率恢复缓慢，企业采购备货热情不高。

五、国际市场及进出口情况

据美国农业部2014年12月份供需报告预计，2014/15年度美国玉米产量预估为144.07亿蒲式耳，较上一年度高1.87亿蒲式耳。美国玉米玉米年末库存预估为1.1226亿吨。本年度全球玉米生长季天气良好，全球玉米产量稳步上升，需求增长率小于产量，整体仍处于供大于求的状态。2014/15年度全球玉米期末库存预计上调70万吨，主要是中国玉米产量增加，美国和欧盟各国玉米库存下调部分抵消了中国的增幅。

据中国海关总署发布的月度统计数据显示，2014年11月份我国玉米进口量为25.909万吨，同比减少67.3%，1-11月份玉米进口累计为199.189万吨，同比减少18.5%。

六、后市预测及操作建议

综上所述，进入2014年以来，受临储政策支撑，市场流通粮源偏紧等影响，国内玉米价格持续上涨，并连创历史高位，随着产区新粮大范围上市，供应压力逐渐增大，在消费需求难以明显好转、政策性库存水平保持高位的情况下，预计2015年临储收购仍将主导玉米收购市场，但收储压力将减小，预计上半年国内玉米价格波动空间或将小于上一年度。为据中华粮网数据模型预测结果显示，预计2015年1月份全国玉米均价为2285元/吨，价格波动区间为

建议东北加工企业加紧采购优质玉米备库存，贸易企业随采随销；南方用粮企业在近半个月有必要建立一定库存，防止后期集中补库导致价格拉涨；建议直属企业在轮换购销上，顺应市场环境和形势变化，灵活运作，勤进快出、积极论价、稳健经营，同时，根据轮换计划和购销合同，以销定购。同时充分发挥资金、仓储及网点优势，采用自产自购、与加工企业联合收购等方式，随采随销，降低经营风险。

绿禾(中华粮网)

(中华粮网版权声明)

| 收藏 |

相关阅读

本周潍坊玉米价格有所回暖

芜湖玉米市场价格趋弱为主

1月21日安徽黄山玉米价格信息

1月20日美玉米到我国口岸完税价上涨

淄博地区玉米行情持续下滑

青岛玉米市场价格持续偏弱平稳运行

2015年美国玉米播种面积将会下降

粮油博客

性维生素，经试验证明，长期食用

几乎所有主要农产品都比外国贵	12-09
我国将建立农产品品牌目录制度	12-08
植物油拐点暂时难现 市场勿急勿躁	12-01
粮食市场十年牛市行情或将终结	12-03
十一月泰阳玫瑰海	11-25
马云：现在每次吹牛后总是很后悔	12-09
收储政策落地 玉米市场中期难言乐观	11-27

图片新闻

南方低温持续 ...

明年将强化食用...

三大粮食高产攻...



受转基因玉米被...

| | | | | | | 注册 |

20152015 www.cngrain.com. All rights reserved.
版权所有：郑州华粮科技股份有限公司

国家粮食局　中国储备粮管理总公司　中国农业发展银行　中国粮食行业协会　中国粮食行业协会粮食批发市场分会　郑州粮食批发市场

客户服务热线：0371-68085900 68085911 E-mail：service1@cngrain.com
技术项目合作：68085877 68085872 交易咨询：0371-68085820 68085835
信息咨询：0371-68085893 68085190 粮网报告：0371-68085726 技术支持：0371-68085995 68085956

增值电信业务经营许可证B2-20060057号 电信与信息服务业务经营许可证豫ICP备0210[illegible]号

附件十七：　南非关于反倾销措施的实施报告

附件十七说明

根据 WTO 网站公布的资料了解到，2000 年 12 月 10 日南非对原产于美国的带骨冻鸡块采取反倾销措施，每千克加征反倾销税 940 分[1]。经 2006 年和 2012 年两次日落复审，该反倾销措施仍延续至今。

[1] 南非货币单位，1 兰特 = 100 分。

WORLD TRADE ORGANIZATION

G/ADP/N/237/ZAF

2013年2月1日
1 February 2013

(13-0579)

Original: English

Committee on Anti-Dumping Practices

SEMI-ANNUAL REPORT UNDER ARTICLE 16.4 OF THE AGREEMENT

SOUTH AFRICA

Reproduced herewith is the semi-annual report for the period 1 July-31 December 2012 from **South Africa**.

陈列

Reporting Member: South Africa[1]

SEMI-ANNUAL REPORT OF ANTI-DUMPING ACTIONS[2]

FOR THE PERIOD 1 JULY-31 DECEMBER 2012

Original Investigations

Country or customs territory	Product	Initiation	Provisional measures and preliminary determinations	Final measures: Definitive duty	Final measures: Price undertaking	No final measures / termination	Other	Trade data (from published report(s)		Basis for normal value determination
	Description; HS 6-digit category covering investigated product[3]; ID number; (*) if investigation of >1 country	Date; period of investigation (D-dumping; I-injury)	Date of duties; range of individual dumping margins; "other" rates; [range of applied rates if different, reason]	Date of duties; range of individual dumping margins; "other" rates; [range of applied rates if different, reason]	Date of application; range of individual dumping margins or minimum prices	Date, Reason	Date, explanation	Import volume or value (units / currency); product coverage, period, if different from cols. 2 / 3	Import volume as % of apparent domestic consumption or as % of total imports	Codes for all bases used in proceeding;
1	2	3	4	5	6	7	8	9	10	11
Brazil	Frozen chicken meat, whole bird and boneless cuts 240611 0207.12.90 0207.14.10	24/06/11 D: 01/01/10 – 31/12/10 I: 01/01/08 – 31/12/10	10/02/12 Whole bird all other Exporters : 62.93% Boneless cuts (Aurora Alimentos): 6.26% Other Exporters: 46.59%					0207.12: 12 954 549kg 0207.14.10: 25 358 098kg	44.61% 94.21%	HM
	Frit 3207.40 230911A	23/09/11 D: 01/05/10 – 30/04/11 I: 01/05/08 – 30/04/11	13/07/12 Smalticeram Do Brazil Ltda.:41.68 % Other exporters: 100%					1 047 000kg	36%	HM
China	Shocktubes 3603.00 030709	03/07/09 D:01/01/04 – 31/12/04 I:01/01/02 – 31/12/04					Under litigation	161 651kg	19.3%	CV/TM (For initiation: Ghana)

[1] Website where reports are available: http://www.itac.org.za/docs_page.asp?cID=8
[2] All terms and column headings used in this format have the meanings assigned to them in the instructions.
[3] For reference purposes only.

1	2	3	4	5	6	7	8	9	10	11
Sweden	Tall oil fatty acid 200608/A	(SNR)*						429 034	6%	HM
Chinese Taipei	Plates and sheets, film, foil and strip of polymers of vinyl chloride 250408/B 3920.49	21/09/12 D:01/03/11 to 01/04/12 I:01/03/09 to 01/02/12						1 805 596kg	1.67%	CV
United States	Frozen chicken cut in pieces with bone in 271200/AD 0207.14	24/06/11 D:01/01/10 – 31/12/10 I:01/01/08 – 31/12/10		05/04/12 All manufactures 940c/kg						

*The symbol (R) is used if an investigation is opened in the context of an existing anti-dumping measure, or after an allegation of a breach of an undertaking.
**Trade volume based on statistical data for the latest available calendar year prior to initiation.

The data on trade volume is provided for the total trade volume of the subject product from the country/customs territory under investigation. Percentage or amount per unit if appropriate.

CL = Information not provided for reasons of confidentiality
AC = Anti-circumvention
R = Interim review
SNR = Sunset review (Expiry review)
(SNR)*= Notice given of Sunset review, but not yet initiated
NSR = New shipper review
EXP= measure expired without a review
n/a = Not available

Basis for determination codes:

HM	Home market price
TM	Third country market price (specify country)
CV	Constructed value
SP	Prices charged by same producer
OP	Prices charged by other producers
OPT	Prices charged by other producer in third country
OCT	Cost of other producer in third country
O	Other (specify)
LDC	Treatment having regard to Article 15 of the Agreement and the Decisions of the Committee

WORLD TRADE ORGANIZATION

G/ADP/N/265/ZAF

17 February 2015

(15-0948)

Committee on Anti-Dumping Practices

Original: English

SEMI-ANNUAL REPORT UNDER ARTICLE 16.4 OF THE AGREEMENT

SOUTH AFRICA

Reproduced herewith is the semi-annual report for the period 1 July-31 December 2014 from **South Africa**.

Reporting Member: South Africa[1]

SEMI-ANNUAL REPORT OF ANTI-DUMPING ACTIONS[2]

FOR THE PERIOD 1 JULY-31 DECEMBER 2014

Original Investigations

Country or customs territory	Product	Initiation	Provisional measures and preliminary determinations	Final measures		No final measures / termination	Other	Trade data (from published report(s)		Basis for normal value determination
				Definitive duty	Price undertaking					
	Description; HS 6-digit category covering investigated product[3]; ID number; (*) if investigation of >1 country	Date; period of investigation (D-dumping; I-injury)	Date of duties; range of individual dumping margins; "other" rates; [range of applied rates if different, reason]	Date of duties; range of individual dumping margins; "other" rates; [range of applied rates if different, reason]	Date of application; range of individual dumping margins or minimum prices	Date, Reason	Date, explanation	Import volume or value (units / currency); product coverage, period, if different from cols. 2 / 3	Import volume as % of apparent domestic consumption or as % of total imports	Codes for all bases used in proceeding;
1	2	3	4	5	6	7	8	9	10	11
Belgium	Frozen potato chips 2004.10.90 210613/A	21/06/13 D: 01/01/12-31/01/12 I: 01/07/09-30/06/12	20/12/13 Clarebout potatoes: 6.19% All others: 30.77%				08/08/14 Investigation completed	19210	67%	HM
China	Shocktubes 3603.00 030709	03/07/09 D: 01/01/04 – 31/12/04 I: 01/01/02 – 31/12/04					Under litigation	161 651kg	19.3%	CV/TM (For initiation: Ghana)
	Wheelbarrows 8719.80.10 200614/A	20/06/14 D: 01/12/13 – 31/01/14 I: 01/07/10 – 31/01/14								TM (Zimbabwe)
Germany	Frozen bone-in chicken portions 0207.14.90 251013A	25/10/13 D: 01/01/12 – 31/12/12 I: 01/01/10 – 31/12/12	04/07/14 31.30-73.33%					23027601 kg	12.2%	TM (Benin)

[1] Website where reports are available: http://www.itac.org.za/docs_page.asp?cID=8
[2] All terms and column headings used in this format have the meanings assigned to them in the instructions.
[3] For reference purposes only.

ANNEXES

DEFINITIVE ANTI-DUMPING MEASURES IN FORCE
AS OF 31 DECEMBER 2014[1]

Country/ Customs Territory	Product, investigation ID number	Measure(s)	Date of original imposition; publication reference	Date(s) of extension; publication reference(s)
Brazil	Frit 230911A	Duties	15/02/13, GG36147	
China	Blankets 180699/A	Duties	18/06/99, GG20226	15/06/05, GG27691 04/02/11, GG 33983
	Bolts and nuts of iron or steel 060899/A	Duties	06/08/99, GG20363	03/06/05,GG27614 06/05/11,GG34254
	Garlic 201000/SNR	Duties	20/10/00, GG21650	10/03/06, GG28583 26/03/10, GG33042
	Unframed mirrors 021112	Duties	26/07/13, GG36684	
	Stainless steel sinks 250708/A	Duties	06/11/09, GG32606	
	PVC rigid 250408/A	Duties	25/04/08, GG31012	10/05/13, GG36432
	Garden picks, Spades, shovels, rakes, forks 080302/SNR	Duties	03/12/93, GG15291	08/03/02, GG23180 02/11/07, GG30413 18/10/13, GG36924
	Float and flat glass 280599/A	Duties	28/05/99, GG20126	05/11/04, GG26937 26/03/10, GG33042 & GG33102
	Wire ropes 170807/A	Duties	28/08/02, GG23790	13/02/09, GG 31892 08/08/14, GG37889
	Staple polyester fibre 230109/AD	Duties	28/05/10, GG33211	
	Fully threaded screws with Hexagon Heads (Set screws) 181111	Duties	16/11/12, GG35879	
Germany	Wire ropes 170807/B	Duties	28/08/02, GG23790	13/02/09, GG31892 08/08/14, GG37889
India	Polyethylene terephthalate (PET) 300506/B	Duties	30/05/06, GG28887	04/03/11, GG 34051
	Unframed glass mirrors 251006/A	Duties	25/10/06, GG29329	04/03/11, GG 34051
	Paper insulated lead covered electric cable 310300	Duties	31/03/00, GG21036	11/11/05, GG28229 08/04/11, GG34185
	Float and flat glass 280599/B	Duties	28/05/99, GG20126	05/11/04, GG26937 26/03/10, GG33042 & GG33102
Indonesia	Gypsum plasterboard 020704/A	Duties	02/07/04, GG26533	06/03/09, GG31958 01/08/14, GG37872
	Drawn and float glass 031006	Duties	03/10/06, GG29272	27/07/12, GG35536

[1] Please note that since South Africa is part of the Southern African Customs Union (SACU), these duties are applied Customs Union wide.

Country/ Customs Territory	Product, investigation ID number	Measure(s)	Date of original imposition; publication reference	Date(s) of extension; publication reference(s)
Indonesia (Cont'd)	Unframed glass mirrors 251006/B	Duties	25/10/06, GG29329	20/04/12, GG35258
Korea, Rep. of	Polyethylene terephthalate (PET) 300506/C	Duties	30/05/06, GG28887	04/03/11, GG 34051
Malaysia	Stainless steel sinks 250708/B	Duties	06/11/09, GG32606	
Chinese Taipei	PVC rigid 250408/B	Duties	25/04/08, GG31012	10/05/13, GG36432
	Polyethylene terephthalate (PET) 300506/A	Duties	30/05/06, GG28887	04/03/11, GG34051
Thailand	Gypsum plasterboard 020704/B	Duties	13/02/04, GG26022	06/03/09, GG31958 01/08/14, GG37872
Turkey	Blankets 180699/B (Tariff heading 6301.40)	Duties	18/06/99, GG20226	15/07/05, GG27773 04/02/11, GG33983
United Kingdom	Wire ropes 170807/D	Duties	28/08/02, GG23790	13/02/09, GG31892 08/08/14, GG379889
United States	Chicken meat portions 271200/AD	Duties	27/12/00, GG21947	27/10/06, GG29319 05/04/12, GG35238 2006.10.2 2012.4.5
	Soda ash 210613/C	Duties	19/06/14, GG37756	

REFUND REQUESTS UNDER ARTICLE 9.3 DURING THE PERIOD
1 JULY THROUGH 31 DECEMBER 2014

Country/Customs Territory	Product, Investigation ID number	Original effective date; date of most recent extension	Number of refund requests received	Number of refund reviews commenced, completed
NIL				

TERMINATION OF MEASURES DURING THE PERIOD
1 JULY THROUGH 31 DECEMBER 2014

Country/Customs Territory	Product, investigation ID number	Date of termination	Reason for termination
Sweden	Tall oil fatty acid 200608/A	22/12/14	The expiry of the anti-dumping duties would not likely lead to the recurrence of dumping.

附件十八　墨西哥关于反倾销措施的实施报告

附件十八说明

根据 WTO 网站公布的资料了解到，2012 年 9 月 11 日墨西哥对原产于美国的鸡腿肉采取反倾销措施，反倾销税税率为[redacted]25.7%-127.5%。

WORLD TRADE ORGANIZATION

G/ADP/N/237/MEX

2013年3月14日

14 March 2013

(13-1398)

Committee on Anti-Dumping Practices

Original: Spanish

SEMI-ANNUAL REPORT UNDER ARTICLE 16.4 OF THE AGREEMENT

MEXICO

Reproduced herewith is the semi-annual report for the period 1 July to 31 December 2012 from **Mexico**.

墨西哥

Reporting Member: MEXICO[1]

SEMI-ANNUAL REPORT OF ANTI-DUMPING ACTIONS

FOR THE PERIOD 1 JULY TO 31 DECEMBER 2012

Original investigations

Country/ Customs territory	Product	Initiation	Provisional measures and preliminary determinations	Final measures		No final measures / termination	Other	Trade data (from published report(s))		Basis for normal value determination
				Definitive duty	Price undertaking					
	Description; HS 6-digit category covering investigated product[2]; ID number; (*) if investigation of >1 country	Date; period of investigation (D-dumping; I-injury)	Date of duties; range of individual dumping margins; "other" rates; [range of applied rates if different, reason]	Date of duties; range of individual dumping margins; "other" rates; [range of applied rates if different, reason]	Date of application; range of individual dumping margins or minimum prices	Date; reason	Date; explanation	Import volume or value (units/ currency); product coverage; period, if different from columns 2/3	Import volume as % of apparent domestic consumption or as % of total imports	Codes for all bases used in proceeding
1	2	3	4	5	6	7	8	9	10	11
Brazil	Bond paper, cut (4802.56.01); 09/11-BRA	11.10.11 (D: 1.4.10-31.3.11; I: 1.1.08-30.6.11)	3.8.12 51.29%-62.37%[3]					23,153 t	8% of apparent domestic consumption; 45% of total imports	HMP
China	Seamless steel tubing (7304.19.01, 7304.19.04, 7304.19.99, 7304.31.01, 7304.31.10, 7304.31.99, 7304.39.01, 7304.39.05 and 7304.39.99); 13/12-CHN	21.11.12 (D: 1.4.11-31.3.12; I: 1.1.09-31.3.12)								TMP (Substitute country: United States of America)

[1] Website address where published reports on investigations are available for consultation: http://www.economia.gob.mx/comunidad-negocios/industria-y-comercio/upci.
[2] For reference purposes only.
[3] A decision was taken to pursue the investigation.

1	2	3	4	5	6	7	8	9	10	11
China (cont'd)	Ceramic and porcelain dishware and loose articles (6911.10.01 and 6912.00.01); 06/12-CHN	30.8.12 (D: 1.4.11-31.3.12; I: 1.1.09-31.3.12)								TMP (Substitute country: Colombia)
	Children's bicycles with wheels of 12, 14, 16 or 20 inches in diameter, of all types (8712.00.02 and 8712.00.04); 12/11-CHN	5.3.12 (D: 1.7.10-30.6.11; I: 1.1.08-30.6.11)	27.7.12 US$33.01/unit[4]					54,922 units	4% of apparent domestic consumption	TMP (Substitute country: India)
	Radio guide (RG)-type coaxial cable with or without messenger (8544.20.01, 8544.20.02 and 8544.20.99); 01/11-CHN	8.6.11 (D: 1.1.10-31.12.10; I: 1.1.07-31.12.10)	30.12.11 312.85%-343.42%	10.8.12 88%-345.91%				5,019 t	43% of apparent domestic consumption	TMP (Substitute country: Brazil)
Korea, Rep. of	Cold-rolled sheet (7209.16.01, 7209.17.01, 7209.18.01, 7225.50.02, 7225.50.03, 7225.50.04 and 7225.50.99); 08/12-KOR	1.10.12 (D: 1.4.11-31.3.12; I: 1.1.07-31.3.12)								HMP
United States of America	Chicken legs and thighs (0207.13.03 and 0207.14.04); 13/10-USA	8.2.11 (D: 1.10.09-30.9.10; I: 1.1.07-30.09.10)	19.1.12**	6.8.12 25.7%-127.5%[5]				246,364.5 t	73% of apparent domestic consumption	HMP and CV[6]
	Monobutyl ether of ethylene glycol (2909.43.01); 29/10-USA	11.3.11 (D: 1.1.10-31.12.10; I: 1.1.07-31.12.10)	9.4.12 37.91%[7]	11.9.12 14.81%-36.64%				8,124 t	50% of apparent domestic consumption	HMP

[4] A decision was taken to pursue the investigation. Duties will be applied to imports the prices of which are lower than the reference price of US$51 per unit. The amount of the anti-dumping duty will be equal to the difference between the reference price and the unit customs value of the imported goods and will not exceed the dumping margin of US$33.01 per unit.

[5] For the reasons set out in paragraph 713 of the Final Resolution, a decision was taken not to impose anti-dumping duties until the situation has been regularized.

[6] US domestic prices were used for the company Sanderson Farms, Inc. as its transactions passed the cost test. The normal value was constructed for the rest of the companies.

[7] A decision was taken to pursue the investigation and to impose provisional anti-dumping duties.

WORLD TRADE ORGANIZATION

G/ADP/N/265/MEX

6 March 2015 2015.3

Page: 1/11

(15-1279)

Original: Spanish

Committee on Anti-Dumping Practices

SEMI-ANNUAL REPORT UNDER ARTICLE 16.4 OF THE AGREEMENT

MEXICO

Reproduced herewith is the semi-annual report for the period 1 July to 31 December 2014 from **Mexico.**

Reporting Member: MEXICO[1]

SEMI-ANNUAL REPORT OF ANTI-DUMPING ACTIONS[2]

FOR THE PERIOD 1 JULY TO 31 DECEMBER 2014

Original investigations

Country or Customs territory	Product	Initiation	Provisional measures and preliminary determinations	Final measures		No final measures/ termination	Other	Trade data (from published report(s))		Basis for normal value determination
				Definitive duty	Price undertaking					
	Description; HS 6-digit category covering investigated product[3]; ID number; (*) if investigation of >1 country	Date; period of investigation (D-dumping; I-injury)	Date of duties; range of individual dumping margins; "other" rates; [range of applied rates if different, reason]	Date of duties; range of individual dumping margins; "other" rates; [range of applied rates if different, reason]	Date of application; range of individual dumping margins or minimum prices	Date; reason	Date; explanation	Import volume or value (units/ currency); product coverage; period, if different from columns 2/3	Import volume as % of apparent domestic consumption or as % of total imports	Codes for all bases used in proceeding
1	2	3	4	5	6	7	8	9	10	11
Argentina	Epoxidized soya oil (1518.00.02 and 3812.20.01); 09/14-ARG	10.10.14 (D: 1.1.13-31.12.13; I: 1.1.11-31.12.13)						2,570,520 kg	33% of apparent domestic consumption	CV
China	Children's bicycles (8712.00.02); 11/14-CHN	10.10.14 (D: 1.1.13-31.12.13; I: 1.1.11-31.12.13)						128,909 units	9% of apparent domestic consumption	TMP (Substitute country: India)
	Hot-rolled steel coils* (7208.36.01, 7208.37.01, 7208.38.01, 7208.39.01, 7225.30.02, 7225.30.03 and 7225.30.99); 12/14-CHN	26.9.14 (D: 1.1.13-31.12.13; I: 1.1.11-31.12.13)						32,920 t	5.2% of total imports	TMP (Substitute country: Brazil)
	Steel and zamak handles (8302.42.99 and 8302.49.99); 04/14-CHN	12.8.14 (D: 1.1.13-31.12.13; I: 1.1.11-						n/a	n/a	TMP (Substitute country: Brazil)

[1] Website address where published reports on investigations are available: http://www.economia.gob.mx/comunidad-negocios/industria-y-comercio/upci/publicaciones.
[2] All terms and column headings used in this format have the meanings assigned to them in the instructions.
[3] For reference purposes only.

Country/ Customs territory	Product; investigation ID number	Measure(s)	Date of original imposition; publication reference	Date(s) of extension; publication reference(s)
Ukraine (cont'd)	Hot-rolled sheet 26/98-UKR	Duties	29.3.2000 (Official Journal of 28.3.2000)	29.3.2005 (Official Journal of 17.3.2006) 29.3.2010 (Official Journal of 8.9.2011)
	Bars and rods of iron or non-alloy steel 11/99-UKR	Duties	19.9.2000 (Official Journal of 18.9.2000)	19.9.2005 (Official Journal of 13.6.2006) 20.9.2010 (Official Journal of 7.3.2012)
	Carbon steel plate in sheets 10/03-UKR	Duties	22.9.2005 (Official Journal of 21.9.2005)	22.9.2010 (Official Journal of 12.3.2012)
United Kingdom	Carbon steel tubing with straight longitudinal seams 40/07-GBR	Duties	6.1.2010 (Official Journal of 5.1.2010)	
United States	Monobutyl ether of ethylene glycol 29/10-USA	Duties	12.9.2012 (Official Journal of 11.9.2012)	
	Chicken legs and thighs 13/10-USA	Duties	7.8.2012 (Official Journal of 6.8.2012)	2012年8月6日
	Partially hydrogenated fatty acid 02/03-USA	Duties	8.4.2005 (Official Journal of 7.4.2005)	8.4.2010 (Official Journal of 6.10.2011)
	Stearic acid 01/03-USA	Duties	9.4.2005 (Official Journal of 8.4.2005)	9.4.2010 (Official Journal of 7.10.2011)
	Carbon steel tubing with straight longitudinal seams 09/03-USA	Duties	28.5.2005 (Official Journal of 27.5.2005)	28.5.2010 (Official Journal of 18.11.2011)
	Liquid caustic soda 44/93-USA	Duties	13.7.1995 (Official Journal of 12.7.1995)	13.7.2000 (Official Journal of 6.6.2003) 13.7.2005 (Official Journal of 6.6.2006) 13.7.2010 (Official Journal of 3.1.2012)
	Epoxidized soya oil 01/04-USA	Duties	30.7.2005 (Official Journal of 29.7.2005)	30.7.2010 (Official Journal of 9.1.12)
Venezuela, Bolivarian Republic of	Collapsible tubular containers 21/02-VEN	Duties	14.5.2004 (Official Journal of 13.5.2004)	14.5.2009 (Official Journal of 13.8.2010)

附件十九：　美元兑人民币汇率表

率

	1月	2月	3月	4月	5月	6月	7月	8月	9月	10月	11月	12月	平均
2009	6.8382	6.8357	6.8341	6.8312	6.8245	6.8332	6.832	6.8322	6.8289	6.8275	6.8274	6.8279	6.8311
2010	6.8273	6.827	6.8264	6.8262	6.8274	6.8165	6.7775	6.7901	6.7462	6.6732	6.6558	6.6515	6.7704
2011	6.6027	6.5831	6.5662	6.5292	6.4988	6.4778	6.4614	6.4090	6.3833	6.3566	6.3408	6.3281	6.4614
2012	6.3168	6.3000	6.3081	6.2966	6.3062	6.3178	6.3235	6.3404	6.3395	6.3144	6.2953	6.2900	6.3124
2013	6.2787	6.2842	6.2743	6.2471	6.1970	6.1718	6.1725	6.1708	6.1588	6.1393	6.1372	6.1160	6.1956
2014	6.1043	6.1128	6.1358	6.1553	6.1636	6.1636	6.1569	6.1606	6.1528	6.1441	6.1432	6.1238	6.1431
2015	6.1272	6.1339	6.1507										6.1373

汇率

Exchange Rate

项目 Item	2009.01	2009.02	2009.03	2009.04	2009.05	2009.06	2009.07	2009.08	2009.09	2009.10	2009.11	2009.12
一特别提款权单位折合人民币元（期末数） Yuan per SDR (End of Period)	10.2017	10.0337	10.2201	10.2227	10.5769	10.6047	10.6128	10.6981	10.8197	10.8559	10.9930	10.7045
一美元折合人民币（期末数） Yuan per US Dollar (End of Period)	6.8380	6.8379	6.8359	6.8250	6.8324	6.8319	6.8323	6.8312	6.8290	6.8281	6.8272	6.8282
一美元折合人民币（平均数） Yuan per US Dollar (Period Average)	6.8382	6.8357	6.8341	6.8312	6.8245	6.8332	6.8320	6.8322	6.8289	6.8275	6.8274	6.8279

汇率

Exchange Rate

项目 Item	2010.01	2010.02	2010.03	2010.04	2010.05	2010.06	2010.07	2010.08	2010.09	2010.10	2010.11	2010.12
一特别提款权单位折合人民币元（期末数） Yuan per SDR (End of Period)	10.6105	10.4628	10.3640	10.3153	10.0667	10.0431	10.2880	10.2764	10.4282	10.5165	10.1864	10.1992
一美元折合人民币（期末数） Yuan per US Dollar (End of Period)	6.8270	6.8269	6.8263	6.8263	6.8280	6.7909	6.7750	6.8105	6.7011	6.6908	6.6762	6.6227
一美元折合人民币（平均数） Yuan per US Dollar (Period Average)	6.8273	6.8270	6.8264	6.8262	6.8274	6.8165	6.7775	6.7901	6.7462	6.6732	6.6558	6.6515

汇率

Exchange Rate

项目 Item	2011.01	2011.02	2011.03	2011.04	2011.05	2011.06	2011.07	2011.08	2011.09	2011.10	2011.11	2011.12
一特别提款权单位折合人民币元（期末数） Yuan per SDR (End of Period)	10.2918	10.3431	10.3952	10.5347	10.3602	10.3575	10.3043	10.2785	9.9239	10.0281	9.8496	9.6736
一美元折合人民币（期末数） Yuan per US Dollar (End of Period)	6.5891	6.5752	6.5564	6.4990	6.4845	6.4716	6.4442	6.3687	6.3549	6.3233	6.3482	6.3009
一美元折合人民币（平均数） Yuan per US Dollar (Period Average)	6.6027	6.5831	6.5662	6.5292	6.4988	6.4778	6.4614	6.4090	6.3833	6.3566	6.3408	6.3281

汇率

Exchange Rate

项目 Item	2012.01	2012.02	2012.03	2012.04	2012.05	2012.06	2012.07	2012.08	2012.09	2012.10	2012.11	2012.12
一特别提款权单位折合人民币元（期末数） Yuan per SDR (End of Period)	9.7896	9.8291	9.7504	9.7354	9.5683	9.5984	9.5507	9.6570	9.7790	9.7059	9.6527	9.6603
一美元折合人民币（期末数） Yuan per US Dollar (End of Period)	6.3115	6.2919	6.2943	6.2787	6.3355	6.3249	6.3320	6.3449	6.3410	6.3002	6.2892	6.2855
一美元折合人民币（平均数） Yuan per US Dollar (Period Average)	6.3168	6.3000	6.3081	6.2966	6.3062	6.3178	6.3235	6.3404	6.3395	6.3144	6.2953	6.2900

汇率

Exchange Rate

项目 Item	2013.01	2013.02	2013.03	2013.04	2013.05	2013.06	2013.07	2013.08	2013.09	2013.10	2013.11	2013.12
一特别提款权单位折合人民币元（期末数） Yuan per SDR (End of Period)	9.7106	9.5100	9.3983	9.3872	9.2618	9.2925	9.3501	9.3506	9.4315	9.4474	9.4146	9.3892
一美元折合人民币（期末数） Yuan per US Dollar (End of Period)	6.3002	6.2779	6.2689	6.2208	6.1796	6.1787	6.1768	6.1709	6.1480	6.1425	6.1325	6.0969
一美元折合人民币（平均数） Yuan per US Dollar (Period Average)	6.2787	6.2842	6.2743	6.2471	6.1970	6.1718	6.1725	6.1708	6.1588	6.1393	6.1372	6.1160

汇率

Exchange Rate

项目 Item	2014.01	2014.02	2014.03	2014.04	2014.05	2014.06	2014.07	2014.08	2014.09	2014.10	2014.11	2014.12
一特别提款权单位折合人民币元（期末数） Yuan per SDR (End of Period)	9.3663	9.4723	9.5089	9.5430	9.5039	9.5116	9.4444	9.3604	9.1216	9.0860	8.9824	8.8653
一美元折合人民币（期末数） Yuan per US Dollar (End of Period)	6.1050	6.1214	6.1521	6.1580	6.1695	6.1528	6.1675	6.1647	6.1525	6.1461	6.1345	6.1190
一美元折合人民币（平均数） Yuan per US Dollar (Period Average)	6.1043	6.1128	6.1358	6.1553	6.1636	6.1636	6.1569	6.1606	6.1528	6.1441	6.1432	6.1238

汇率

Exchange Rate

项目 Item	2015.01	2015.02	2015.03	2015.04	2015.05	2015.06	2015.07	2015.08	2015.09	2015.10	2015.11	2015.12
一特别提款权单位折合人民币元（期末数） Yuan per SDR (End of Period)	8.6519	8.6519	8.4731									
一美元折合人民币（期末数） Yuan per US Dollar (End of Period)	6.1370	6.1475	6.1422									
一美元折合人民币（平均数） Yuan per US Dollar (Period Average)	6.1272	6.1339	6.1507									

附件二十：　申请人会员单位财务报表和资料

附件二十：非保密概要说明

本附件提供了申请人相关会员单位2010年、2011年、2012年、2013年和2014年的生产经营和财务数据，包括同类产品的生产能力、产量、产能利用率、销量、库存、销售收入、销售价格、税金附加、期间费用、销售成本、税前利润、投资收益率、现金流量、工资及就业等数据。同时，本附件还提供了申请人会员单位在上述期间各自的财务报表。鉴于这些数据及报表均为申请人会员单位的商业秘密，其披露将对申请人会员单位的生产经营产生严重不利影响，故申请保密处理。

上述申请人相关会员单位同类产品的经济和财务指标，业已在申请书公开文本中通过合计数据或加权平均数据、变化幅度、图表以及具体文字说明等方式进行了披露。